SOCIAL PROGRESS INDEX

IN TOURIST DESTINATIONS OF COSTA RICA

Unique COUNTRY

• 51.100km2

Total land area

Population

•4.8 million.

Source: CINDE

A small country with a vision

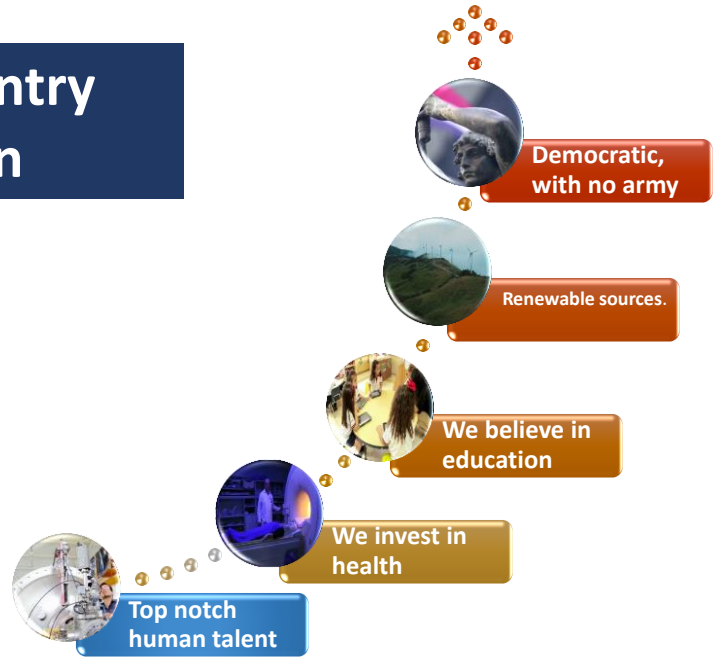

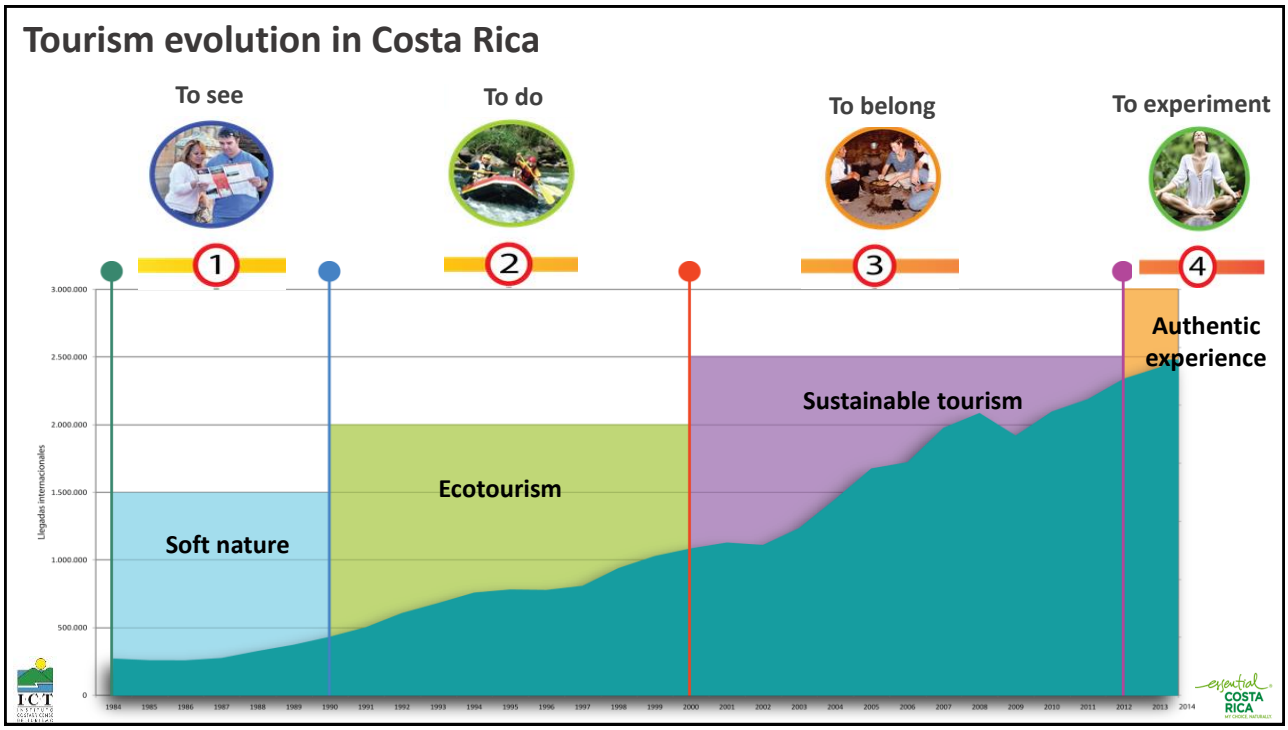
Tourism evolution in Costa Rica
To see
To do
To belong
To experiment
1
2
3
4
Llegadas internacionales
3.000.000
2.500.000
2.000.000
1.500.000
1.000.000
500.000
0
Soft nature
Ecotourism
Sustainable tourism
Authentic experience
1984
1985
1986
1987
1988
1989
1990
1991
1992
1993
1994
1995
1996
1997
1998
1999
2000
2001
2002
2003
2004
2005
2006
2007
2008
2009
2010
2011
2012
2013
2014
ICT
essential COSTA RICA



Sustainable tourism
Turismo Sostenible
ECONÓMICO
AMBIENTAL
SOCIAL Y CULTURAL
Satisfacción visitante
Equidad social
Calidad empleo
Prosperidad local
Viabilidad económica
Desarrollo Local
Asocción Local
Bienestar Comunidad
Oferta Cultural
Protección patrimonio
Huella Carbono
Gestión residuos
Gestión Energía
Gestión Agua
Gestión Territorio
ICT
INSTITUTO COSTARRICENSE DE TURISMO
esencial COSTA RICA
MI ELECCIÓN. NATURALMENTE.

Development engine
esencial COSTA RICA
MI ELECCIÓN. NATURALMENTE.
ICT
More than 2.9 million international arrivals
Nearly 600 000 people working in the tourist industry
Foreign-exchange: Almost $4 billion

Basic principles: Social Progress Index

Exclusively social and environmental indicators

Outcome and not input indicators

Indicators relevant to context

Indicators that may be the object of public policies or social interventions

Characteristics of SPI Model

3 dimensions y 12 thematic components

Social Progress Index

Basic human needs	Foundations of wellbeing	Opportunity
Nutrition and Basic Medical Care	Access to Basic Knowledge	Personal Rights
Water and Sanitation	Access to Information and Communications	Personal Freedom and Choice
Shelter	Health and Wellness	Tolerance and Inclusion
Personal Safety	Environmental Quality	Access to Advanced Education

127 question **53 relevant indicators**

Methodology

Unidades	Centros distribución	Centros de desarrollo	Centros de excursión	Corredores estadía
Guanacaste	Liberia Santa cruz Nicoya La Cruz Bagaces Cañas	1. Polo Papagayo 2. El Coco 3. Flamingo 4. Conchal 5. Tamarindo 6. Sámara. 7. Punta Islita	Rincón de la Vieja. Miravalles Santa Rosa Palo verde. Llanos de Cortés. Ostional	Soley –el Jobo Hermosa-Bahía Azul Flamingo-Tamarindo Avellanas-Junquillal Sámara-Carrillo Nosara-Garza San Miguel-Coyote
Puntarenas	Puntarenas Cóbano Paquera Esparza	8. Santa Teresa 9. Montezuma 10. Tambor 11. Puntarenas 12. Monteverde	Miramar Islas del Golfo Caldera	Santa Teresa-Mal País Cabuya-Montezuma Tambor-Pochote Barranca -Caldera
Pacífico Medio	Jacó Parrita Quepos	13. Jacó 14. Ml. Antonio		Punta Leona-Hermosa Esterillo –Palo seco Quepos – M.Antonio Matapalo - Baru
Pacífico Sur	Cortés Palmar Golfito	15. Drake 16. Puerto Jiménez 17. Golfito 18. Dominical 19. San Vito		Dominical-Uvita Zancudo Pavones
Caribe	Guápiles Limón	20. Tortuguero 21. Parismina 22. Limón 23. Cahuita 24. Puerto viejo		Río Estrella- Cahuita Puerto Viejo- Manzanillo
Llanuras del Norte	Ciudad Quesada Tilarán Fortuna Los Chiles	25. Fortuna 26. Sarapiquí 27. Bijagua 28. Caño Negro	Río Celeste Pangola Horquetas	Laguna de Arenal
Valle Central	San José Heredia Alajuela Cartago	29. San José 30. Los Santos 31. Turrialba 32. Pérez Zeledón	Volcán Poas Volcán Irazú Orosi	

Area Sampling

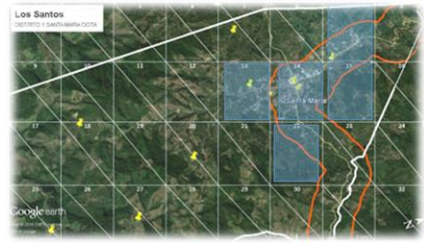

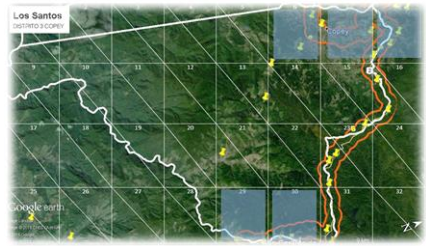

Data collection: Household survey

Social Progress Index

Basic Human Needs

Nutrition and Basic Medical Care
- Undernourishment
- Depth of food deficit
- Maternal mortality rate
- Child mortality rate
- Deaths from infectious diseases

Water and Sanitation
- Access to piped water
- Rural access to improved water source
- Access to improved sanitation facilities

Shelter
- Availability of affordable housing
- Access to electricity
- Quality of electricity supply
- Household air pollution attributable deaths

Personal Safety
- Homicide rate
- Level of violent crime
- Perceived criminality
- Political terror
- Traffic deaths

Foundations of Wellbeing

Access to Basic Knowledge
- Adult literacy rate
- Primary school enrollment
- Lower secondary school enrollment
- Upper secondary school enrollment
- Gender parity in secondary enrollment

Access to Information and Communications
- Mobile telephone subscriptions
- Internet users
- Press Freedom Index

Health and Wellness
- Life expectancy at 60
- Premature deaths from non-communicable diseases
- Obesity rate
- Suicide rate

Environmental Quality
- Outdoor air pollution attributable deaths
- Wastewater treatment
- Greenhouse gas emissions
- Biodiversity and habitat

Opportunity

Personal Rights
- Political rights
- Freedom of speech
- Freedom of assembly /association
- Freedom of movement
- Private property rights

Personal Freedom and Choice
- Freedom over life choices
- Freedom of religion
- Early marriage
- Satisfied demand for contraception
- Corruption

Tolerance and Inclusion
- Tolerance for immigrants
- Tolerance for homosexuals
- Discrimination and violence against minorities
- Religious tolerance
- Community safety net

Access to Advanced Education
- Years of tertiary schooling
- Women's average years in school
- Inequality in the attainment of education
- Globally ranked universities
- Percentage of tertiary students enrolled in globally ranked universities

Tourism questions

Several areas of opportunities

Índice de Progreso Social (IPS) Centros Turísticos Costa Rica

Dimensiones y componentes	Bahía Drake	La Fortuna	Los Santos	Manuel Antonio	Monte Verde	Papagayo	Puerto Viejo	Santa Teresa	Tamarindo	Tortuguero
IPS	**72,4**	**77,9**	**77,1**	**67,6**	**77,0**	**74,2**	**67,4**	**73,5**	**69,9**	**71,3**
Necesidades Humanas Básicas	**81,7**	**85,9**	**84,6**	**75,9**	**87,5**	**80,4**	**67,7**	**82,4**	**81,6**	**79,5**
Nutrición y Cuidados Médicos Básicos	95,3	90,5	90,0	94,3	94,3	88,8	91,3	96,0	90,3	95,0
Vivienda	57,0	77,2	91,6	49,3	78,2	82,6	56,0	73,5	82,6	74,4
Agua y Saneamiento	97,9	100,0	96,6	100,0	100,0	96,9	55,5	81,1	99,2	98,5
Seguridad Personal	76,5	75,8	60,0	60,2	77,5	53,1	68,2	79,3	54,3	50,2
Fundamentos del Bienestar	**67,6**	**80,3**	**78,7**	**65,6**	**77,0**	**72,3**	**70,2**	**71,5**	**64,8**	**68,6**
Acceso a Conocimeintos Básicos	76,9	84,2	84,2	79,4	79,4	80,8	78,0	80,6	79,1	83,0
Acceso a Información y Comunicaciones	53,4	76,1	69,1	74,2	67,1	68,0	67,2	67,0	68,2	66,8
Salud y Bienestar	68,1	78,5	75,9	55,7	76,9	69,7	67,2	68,1	58,0	65,6
Calidad Medioambiental	71,9	82,5	85,7	53,0	84,5	70,6	68,5	70,2	53,8	59,1
Oportunidades	**68,0**	**67,4**	**68,0**	**61,2**	**66,6**	**69,9**	**64,4**	**66,5**	**63,4**	**65,8**
Derechos personales	75,3	72,6	71,8	58,3	63,1	71,5	63,2	68,4	64,6	72,5
Libertad Personal y de Elección	73,7	70,5	73,0	67,3	70,8	75,8	72,5	75,1	64,2	65,0
Tolerancia e Inclusión	81,3	76,8	77,0	70,7	85,0	77,0	75,7	75,9	67,7	77,1
Acceso a Educación Superior	41,5	49,8	50,2	48,5	47,6	55,4	46,1	46,7	57,0	48,6

Characteristics: SPI Level – Tourist Destinations

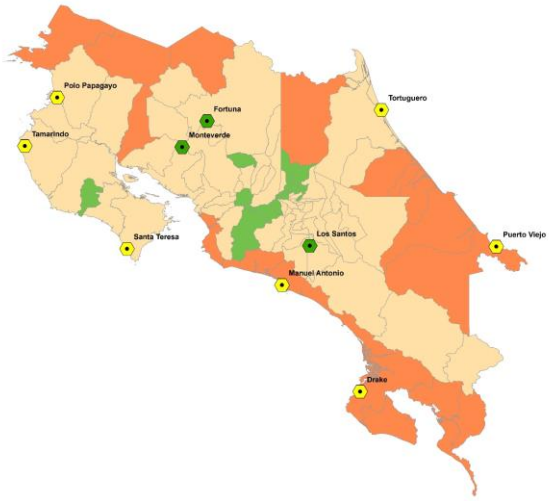

Tourist destination	SPI	SPI Level
La Fortuna	77.88	High
Los Santos	77.10	High
Monte Verde	77.02	High
Papagayo	74.19	Middle High
Santa Teresa	73.49	Middle High
Bahía Drake	72.41	Middle High
Tortuguero	71.31	Middle High
Tamarindo	69.92	Middle High
Manuel Antonio	67.59	Middle High
Puerto Viejo	67.44	Middle High

Impact

93.8%

Tourism is beneficial to their community

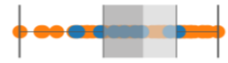

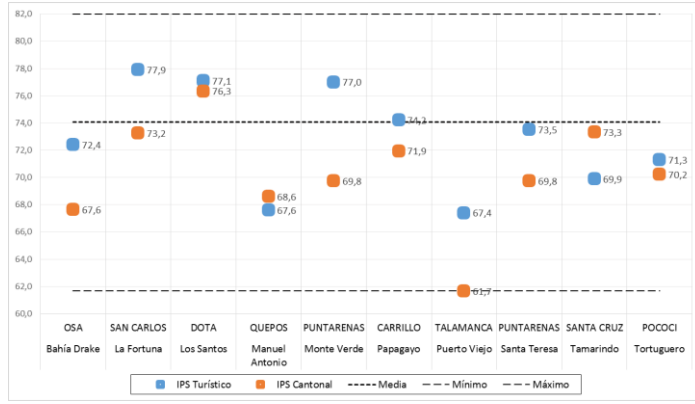


Thank you
www.ict.go.cr
esencial
COSTA
RICA
MI ELECCIÓN, NATURALMENTE.
ICT
INSTITUTO
COSTARRICENSE
DE TURISMO