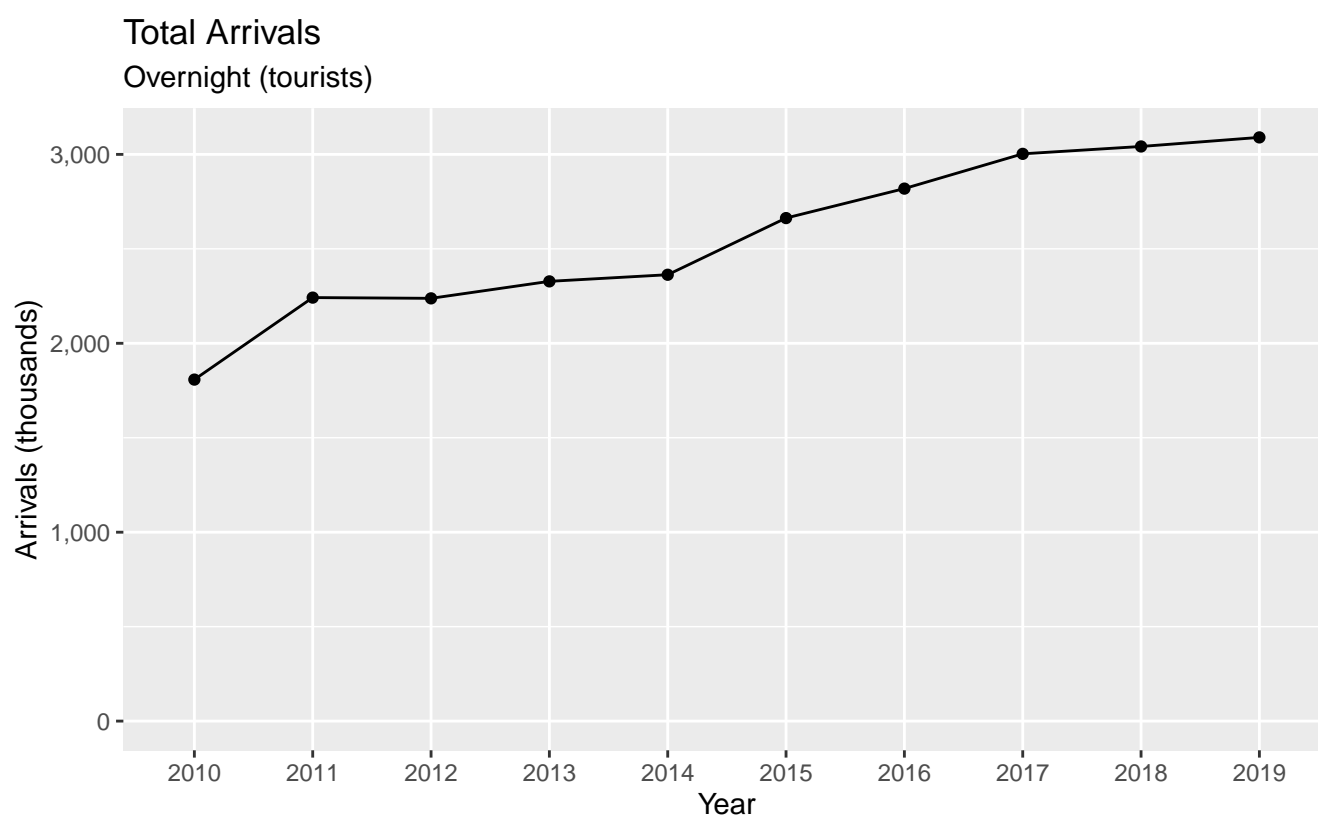


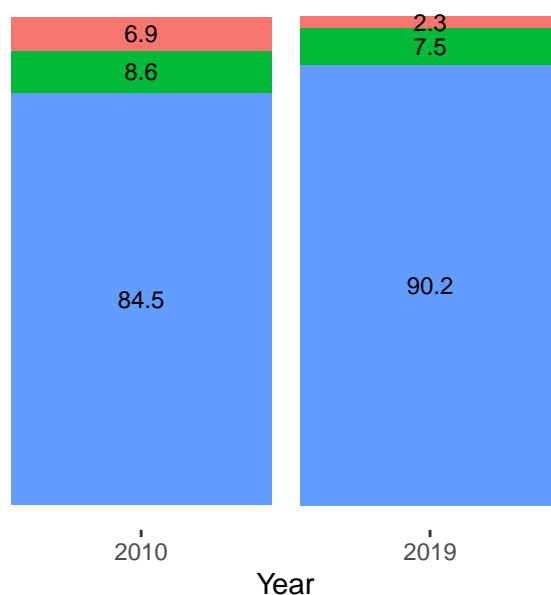
# ANDORRA

NOTE: Please interpret with caution. For the full data set, including metadata and footnotes, please refer to the UNWTO Database and the Methodological Notes to the UNWTO Database, available through the UNWTO website

## INBOUND TOURISM



Arrivals by Main Purpose  
Percent



### Arrivals by Mode of Transport

Data disaggregated by  
two or more Modes of Transport  
is not available

Business Other Personal Vacation

# **DOMESTIC TOURISM**

## **Total Domestic Trips**

No information has been provided for the 2010–2019 period.

## **Domestic Accommodation Totals**

Information has not been provided for more than one year during the 2010–2019 period.

# **OUTBOUND TOURISM**

## **Total Departures**

No information has been provided for the 2010–2019 period.

# **EXPENDITURE**

## **Total Expenditure: Travel only**

No information has been provided on the disaggregation of Total expenditure for the 2010–2019 period.

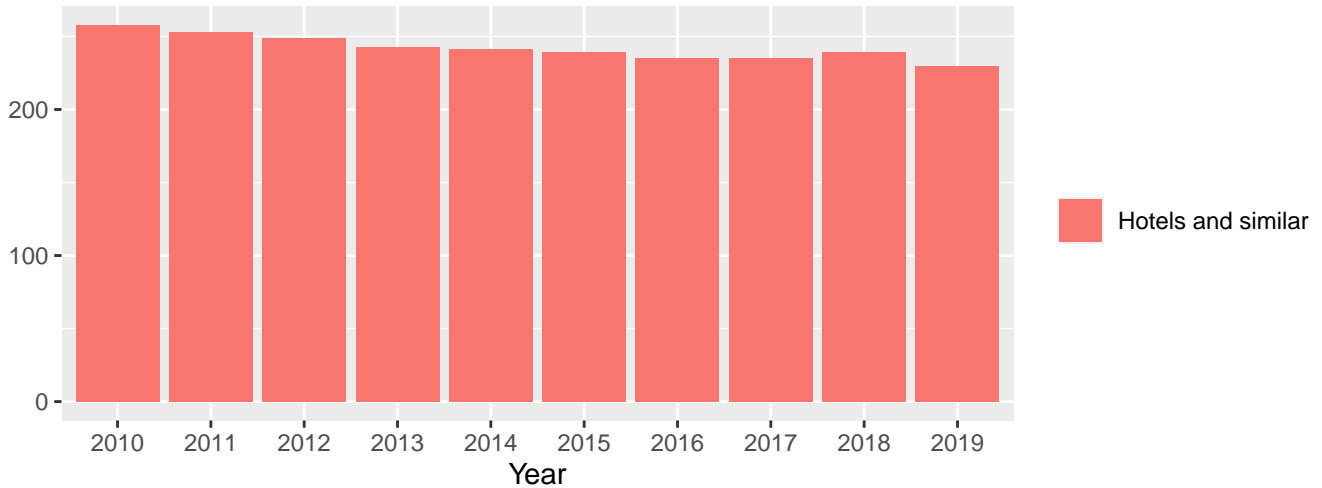
## **Total Expenditure: Travel only**

No information has been provided on the disaggregation of Travel expenditure for the 2010–2019 period.

# TOURISM INDUSTRIES

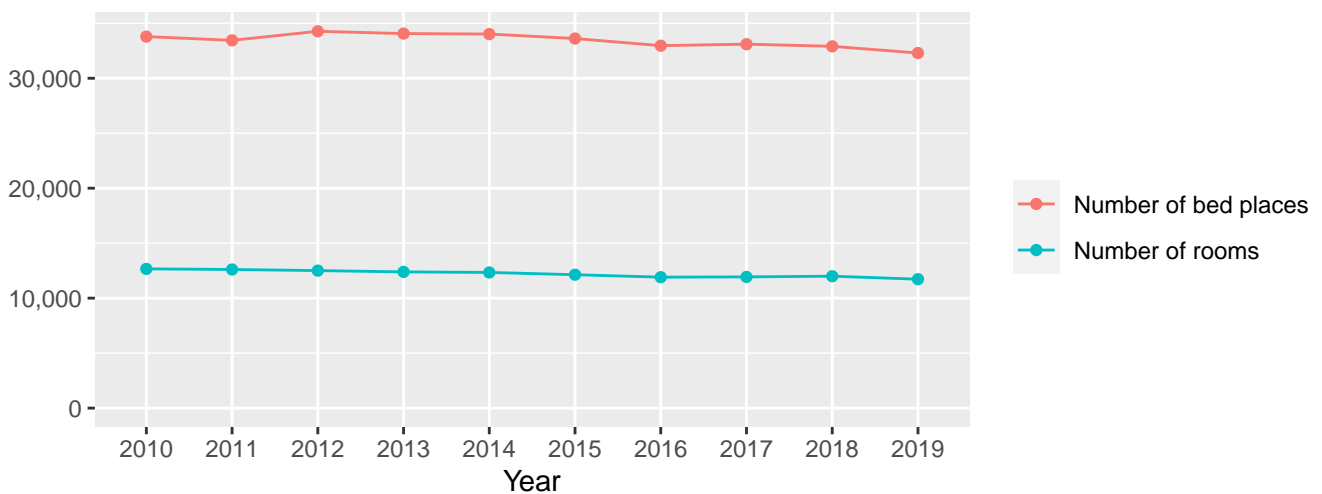
## Total number of establishments

By industry, as reported



## Total number of rooms and bed places

In Units



# EMPLOYMENT

## Employment in tourism

No information has been provided for more than one year during the 2010–2019 period.

# **MACROECONOMIC INDICATORS**

## **Tourism Direct GDP**

No information has been reported during the 2010–2019 period.

## **Tourism Expenditure over Total GDP**

No information is available during the 2010–2019 period.