

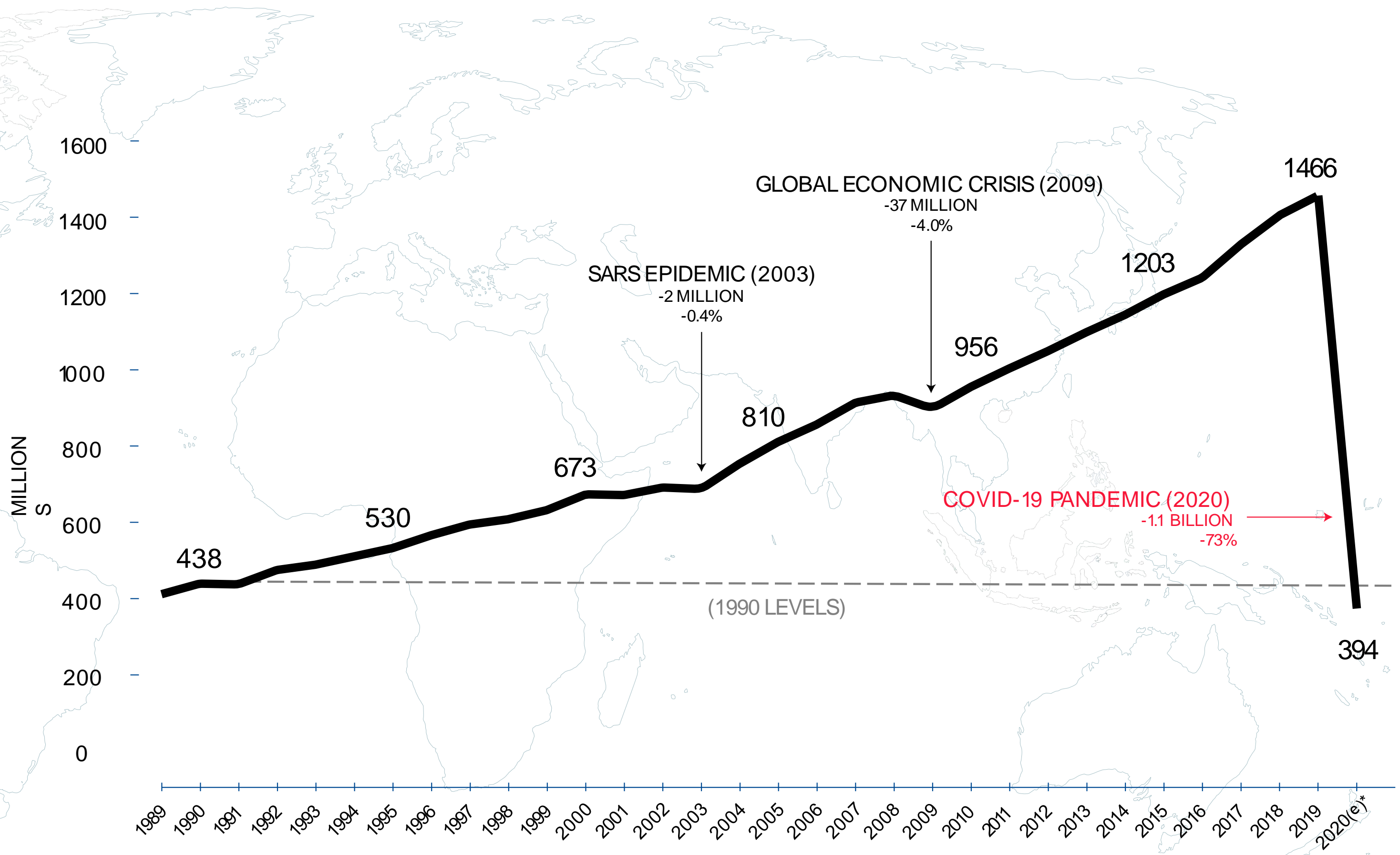
UNWTO Insights Series with ForwardKeys

*Monitoring the recovery of tourism
with market intelligence*

3 May 2021



INTERNATIONAL TOURIST ARRIVALS (MILLIONS)



(e) Estimate

* Data for 2020 is preliminary and based on estimates for countries which have not yet reported results.



SOURCE:
SOURCE: VARIOUS (SEE INDICATOR)
March 2021

International tourism back to levels of 30 years ago



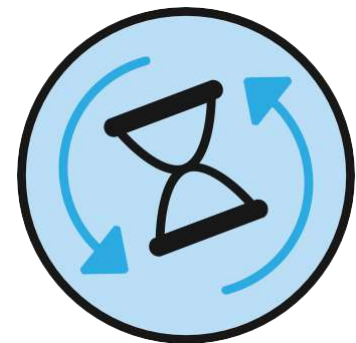
-73%

International tourist arrivals
in 2020



Loss in export revenues
from international tourism

US\$ 1.3 trillion



International tourism has
plunged to levels of the

1990s



Estimated loss in global GDP

over **US\$ 2.5 trillion**



Loss of international tourist
arrivals

over **1 billion**



direct tourism jobs at risk

100-120 million

2021

JANUARY*

INTERNATIONAL TOURIST ARRIVALS (% CHANGE)

WORLD

2019: (+4%)
2020: (-73%)
JAN. 2021: (-87%)

AMERICAS

2019: (+1%)
2020: (-69%)
JAN. 2021: (-77%)

EUROPE

2019: (+4%)
2020: (-69%)
JAN. 2021: (-85%)

AFRICA

2019: (+2%)
2020: (-74%)
JAN. 2021: (-85%)

**MIDDLE
EAST**

2019: (+8%)
2020: (-74%)
JAN. 2021: (-84%)

**ASIA-
PACIFIC**

2019: (+4%)
2020: (-84%)
JAN. 2021: (-96%)

SOURCE: UNWTO
* PROVISIONAL DATA (Y-O-Y MONTHLY CHANGE)
(DATA AS OF MARCH 2021)



A black chess king piece stands upright in the background, while two white chess pawns lie on their sides in the foreground on a dark green felt surface. The scene is lit from the side, creating strong highlights and deep shadows.

**WHAT HAS
CHANGED?**

Changes in traveller behaviour in times of COVID-19

-short-lived trends or here to stay?-



Closer

Domestic tourism has shown positive signs in many markets since people tend to travel closer. Travellers go for '*staycations*' or vacations close to home.



New concerns

Health & Safety measures and cancellation policies are consumers' main concerns.



Get away

Nature, Rural Tourism and Road Trips have emerged as popular travel choices due to travel limitations and the quest for open-air experiences.



Last minute

Last-minute bookings have increased due to volatility of pandemic-related events and the travel restrictions.

Changes in traveller behaviour in times of COVID-19


-short-lived trends or here to stay?-



Younger travellers most resilient

Change in demographics:

travel recovery has been stronger among younger segments. 'Mature' travellers and retirees will be the most impacted segments.



More responsible

Sustainability, authenticity and localhood:

travellers have been giving more importance to creating a positive impact on local communities, increasing looking for authenticity.





LOOKING AHEAD

INTERNATIONAL TOURIST ARRIVALS IN 2020 AND SCENARIOS FOR 2021

(ANNUAL CHANGE, %)



SOURCE: UNWTO
* PROVISIONAL DATA
SC: BASED ON SCENARIOS (CHANGE OVER 2019)
(DATA AS OF MARCH 2021)



2021 Scenarios
(% change over 2019)

Scenario 1: -55%

Scenario 2: -67%

The above are not forecasts. They are scenarios based on the assumption of major lifting of travel restrictions in July and September 2021 respectively.

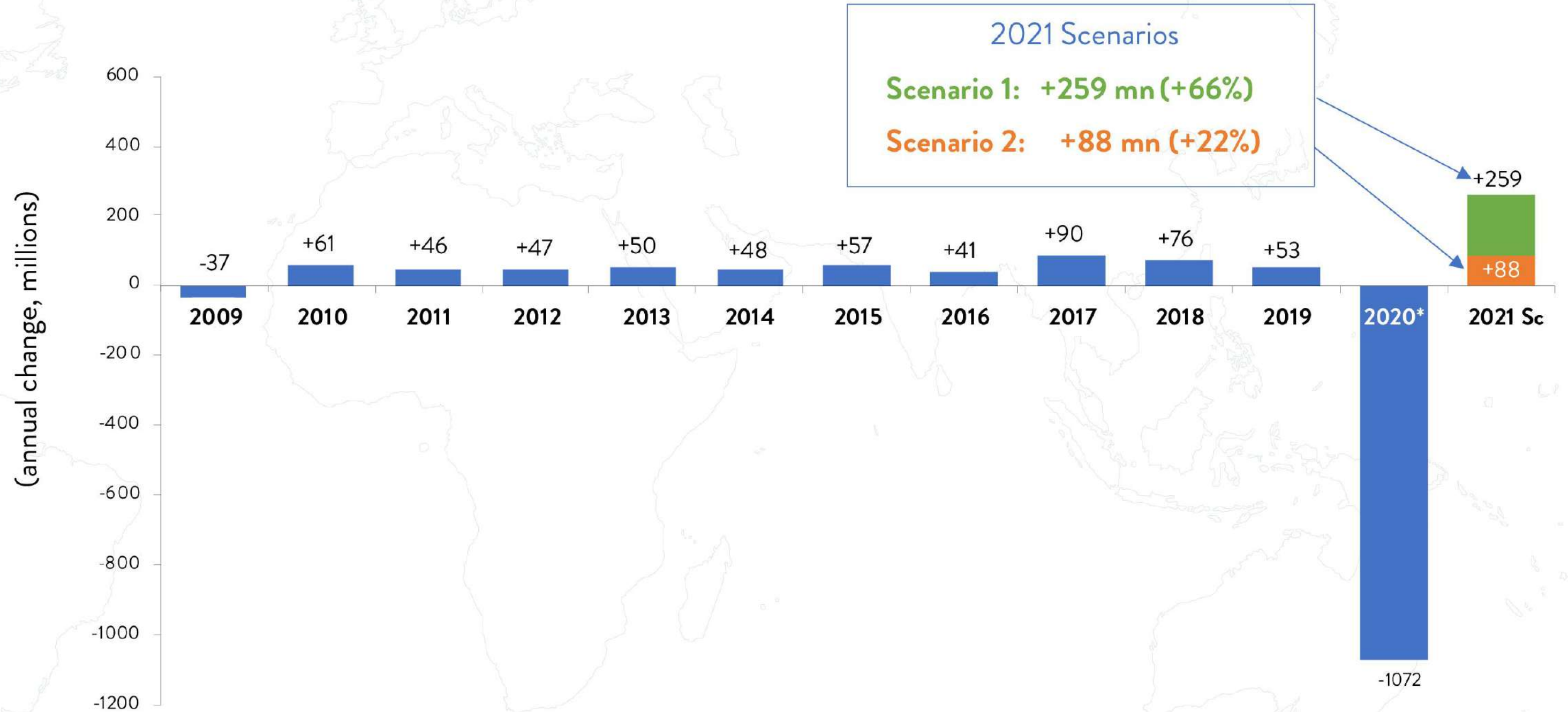
INTERNATIONAL TOURIST ARRIVALS IN 2020 AND SCENARIOS FOR 2021

(ANNUAL CHANGE, MILLIONS)



SOURCE: UNWTO
* PROVISIONAL DATA
SC: BASED ON SCENARIOS (CHANGE OVER 2019)
(DATA AS OF MARCH 2021)

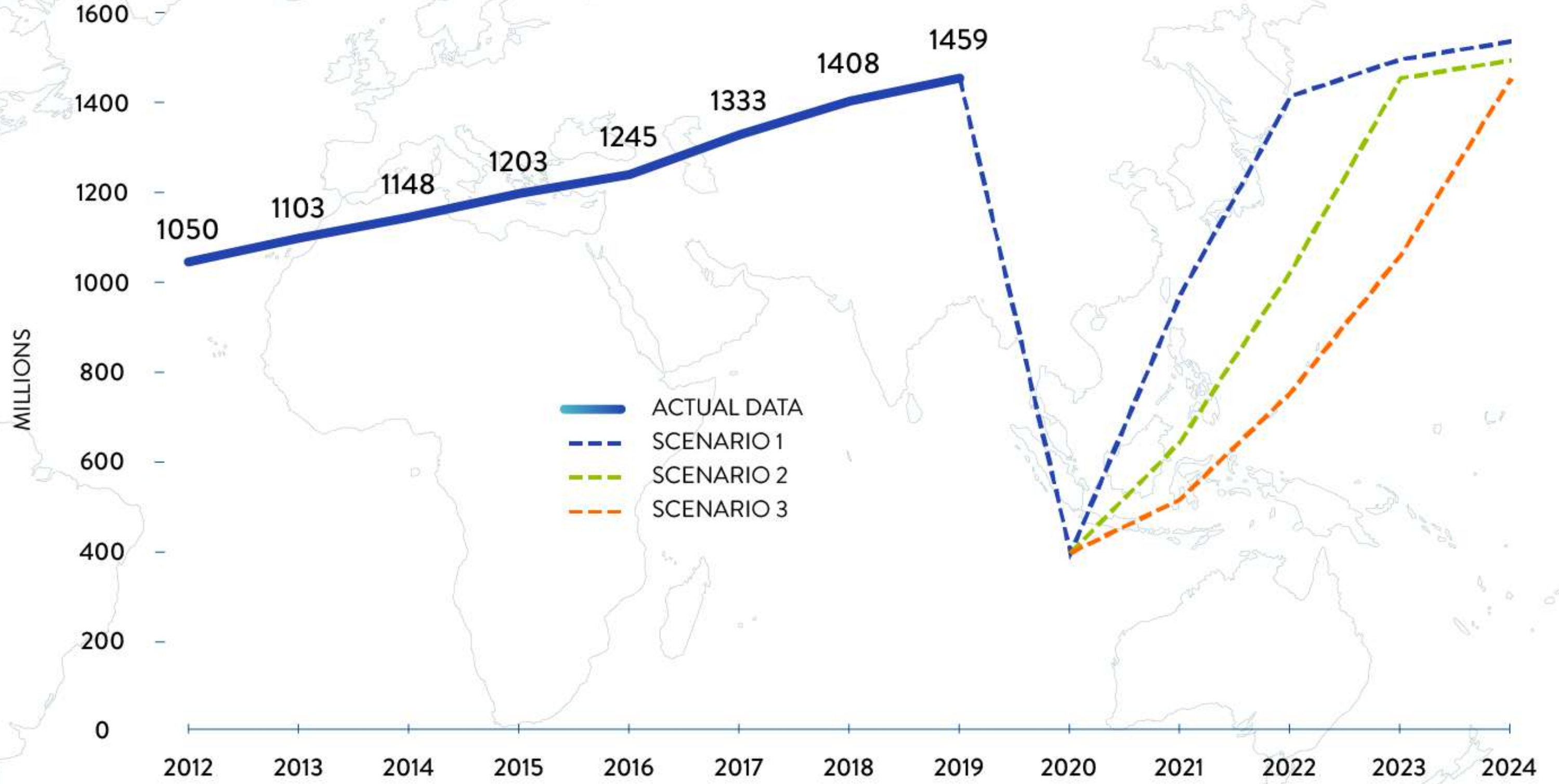
The data below are not forecasts. They are scenarios based on the assumption of major lifting of travel restrictions in July and September 2021 respectively.



2021-2024 SCENARIOS

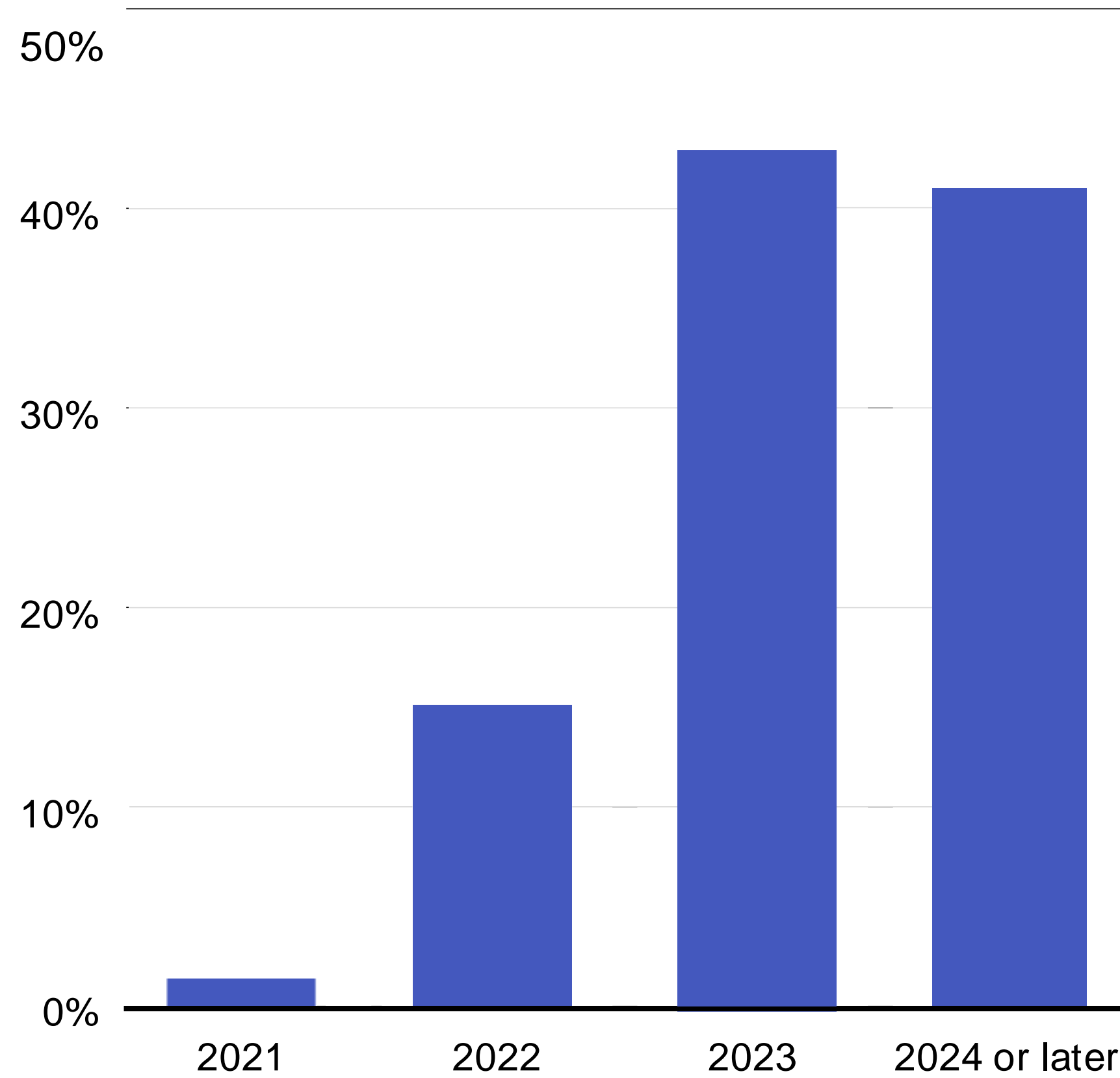
2 ½ TO 4 YEARS TO RECOVER 2019 LEVELS

INTERNATIONAL TOURIST ARRIVALS



SOURCE:
WORLD TOURISM ORGANIZATION (UNWTO)
DECEMBER 2020

When do you expect international tourism to return to pre-pandemic levels in your country?



Most tourism experts do not expect international tourism to return to pre-COVID levels before 2023



A close-up, top-down view of a person's hands. One hand holds a white coffee cup filled with dark coffee. The other hand, with red nail polish, points at a tablet displaying a business dashboard. The dashboard includes a bar chart, a line graph, and several circular gauges. The text 'UNWTO RESOURCES' is overlaid in large white letters on the tablet screen.

UNWTO RESOURCES



UNWTO TOURISM RECOVERY TRACKER

As tourism slowly restarts in an increasing number of countries, the World Tourism Organization (UNWTO) has developed the **first comprehensive tourism recovery tracker worldwide**, monitoring a number of relevant indicators throughout the recovery of tourism.

 OVERVIEW

 MONTHLY DATA
BY REGIONS

 MONTHLY DATA
BY TOP 10 DESTINATIONS

 MONTHLY DATA
BY TOP 10 SOURCE MARKETS

 COMPARE INDICATORS

Methodology

Availability of data



OVERVIEW

To see how each region or subregion is performing throughout recovery, select a region below.

Current selection: World

Select a region or subregion

Region

Subregion



How does it work?

Methodological notes

Category	Indicator	As of	Latest value	vs prev month	Year-to-date	Development (%)
1. Tourism - general	Int. Tourist Arrivals - UNWTO	Jan 2021	-87 %	▼	-87 %	
	Travel Restrictions - UNWTO	Feb 2021	32 %	▲		
	Travel Sentiment - TCI RESEARCH	Mar 2021	28	●	28	
2. Accommodation	Occupancy Rates - STR	Feb 2021	37 %	●		
	Hotel Searches - Sojern	Mar 2021	17 %	▼	-37 %	
	Hotel Bookings - Sojern	Mar 2021	44 %	▼	-31 %	
	Short-term rentals - AirDNA	Feb 2021	-29 %	▼	-24 %	
3. Air transport	Seat capacity - domestic - ICAO	Feb 2021	-34 %	▼	-37 %	
	Seat capacity - International - ICAO	Feb 2021	-77 %	▼	-76 %	
	Actual Air Reservations - ForwardKeys	Mar 2021	-57 %	▲	-86 %	
4. COVID-19	COVID-19 - 14 day notification rate - EDCCD (Our World in Data)	Mar 2021	106	▲		

UNWTO TOURISM RECOVERY TRACKER | OVERVIEW | **BY REGION** | BY TOP 10 DESTINATIONS | BY TOP 10 SOURCE MARKETS | COMPARE INDICATORS | TRAVEL RESTRICTIONS MAP

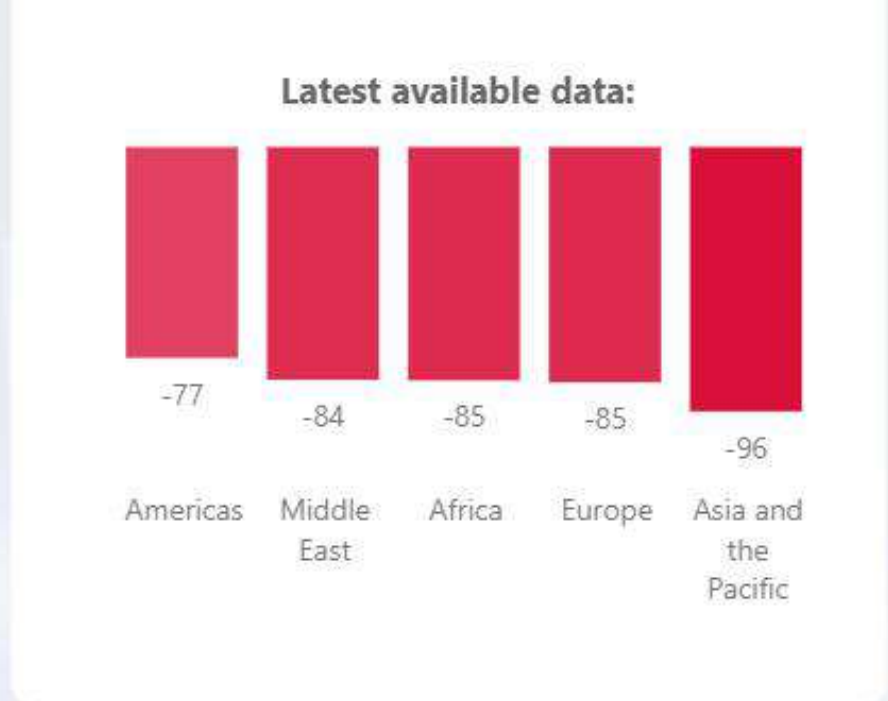
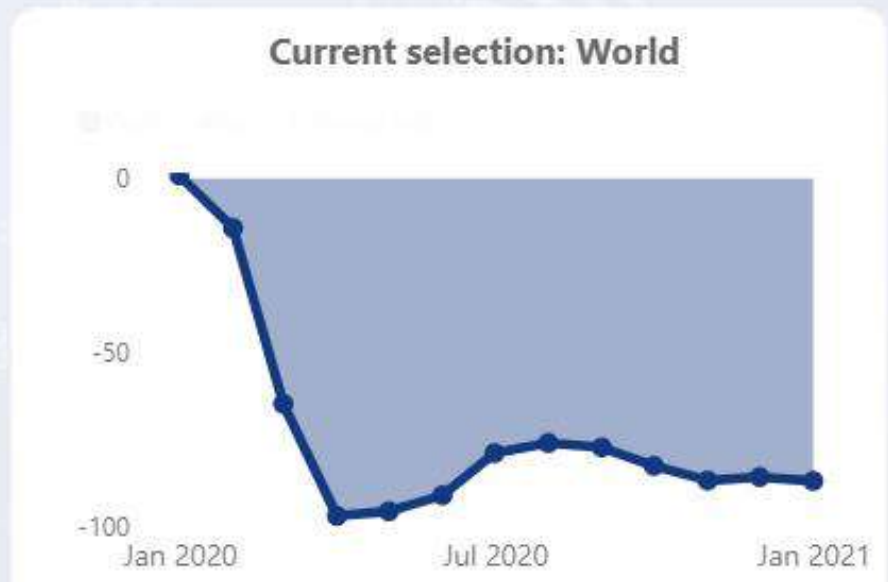
- Select an indicator
- Int. Tourist Arrivals
 - Travel Restrictions
 - Seat capacity - domestic
 - Seat capacity - International
 - Actual Air Reservations
 - Occupancy Rates
 - Hotel Searches
 - Hotel Bookings
 - Short-term rentals
 - Travel Sentiment
 - COVID-19 - 14 day notifica...

INDICATOR	MEASUREMENT	DATA SOURCE	-	For more information, visit	Methodological notes
Int. Tourist Arrivals	year-over-year (% change)	UNWTO		https://unwto.org	

Show data of

Click on a region or a month to visualize results in the graphs

Region	Jan	YTD
Africa	-85	-85
North Africa	-80	-80
Subsaharan Africa	-87	-87
Americas	-77	-77
Caribbean	-76	-76
Central America	-80	-80
North America	-71	-71
South America	-92	-92
Asia and the Pacific	-96	-96
North-East Asia	-94	-94
Oceania	-98	-98
South Asia	-93	-93
South-East Asia	-98	-98
Europe	-85	-85
Central/Eastern Europe	-78	-78
Northern Europe	-92	-92
Southern/Medit. Europe	-82	-82
Western Europe	-92	-92
Middle East	-84	-84
Middle East	-84	-84
World	-87	-87





Results by region

Results by country

Selected region World

Year 2020 2021

Tourism Results

This page provides an overview of tourism results (International Tourist Arrivals) on a global and regional level as well as by country groupings.

To see results by country, switch to Results by country.

Show results for the World



Region

All

OR

Group

All

International Tourist Arrivals


YTD change (%)

-87

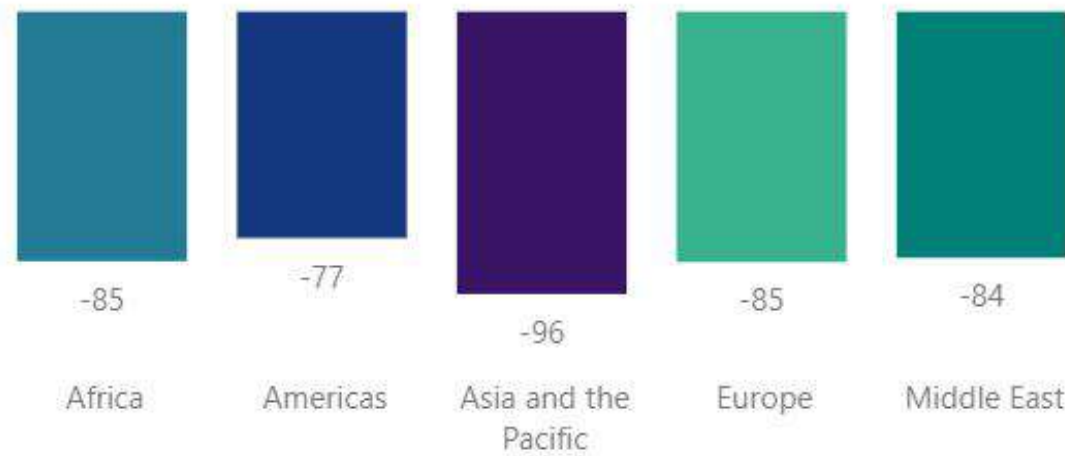
YTD available

January - January 2021

Change by month (%)



YTD change by region (%)

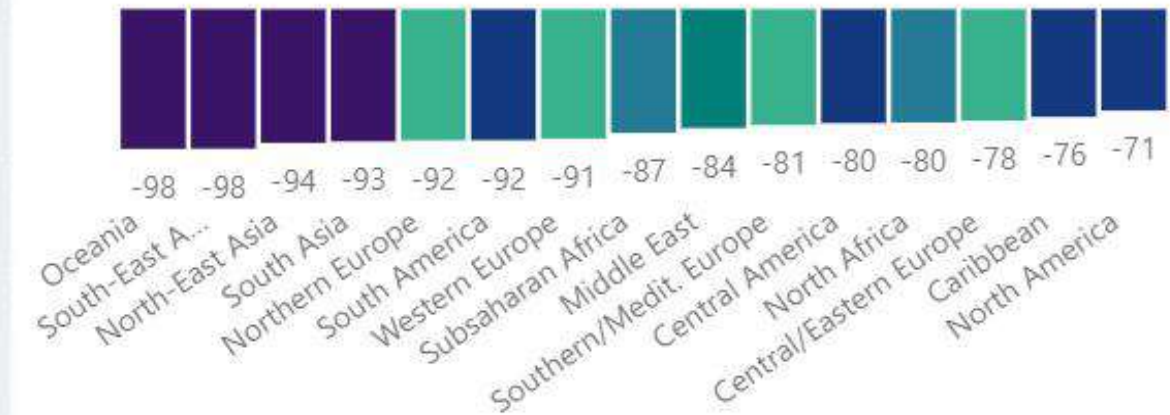


International tourist arrivals (thousands)

Current year (2020) Previous year (2019)



YTD change by subregion (%)





DESTINATION TRACKER



UNWTO and IATA have developed the first dashboard on Travel Restrictions and Health-related Travel Requirements, with the aim of supporting the recovery of tourism by restoring the confidence of tourists through up-to-date information and insights.



HEALTH INDICATORS



AIR TRAVEL



DESTINATION



REGULATIONS



MAP VIEW



ANALYSIS

Last update: 26/04/2021

[Disclaimer](#)



DESTINATION STATUS TRACKER

POWERED BY



Disclaimer

Go to

HEALTH INDICATORS



AIR TRAVEL



DESTINATION



REGULATIONS



MAP VIEW



ANALYSIS



Health Indicators

This page gives an overview of the current 14-day notification rate per 100,000 population as well as the test positivity rate, ie. the share of positive tests among all conducted tests and the current number of vaccinated people per 100 population. For more data on health indicators visit [Our World in Data](#).

France

France

14-DAY NOTIFICATION RATE

721

Latest data available

25. abr. 2021

TEST POSITIVITY

10 %

Latest data available

22. abr. 2021

PEOPLE VACCINATED PER 100

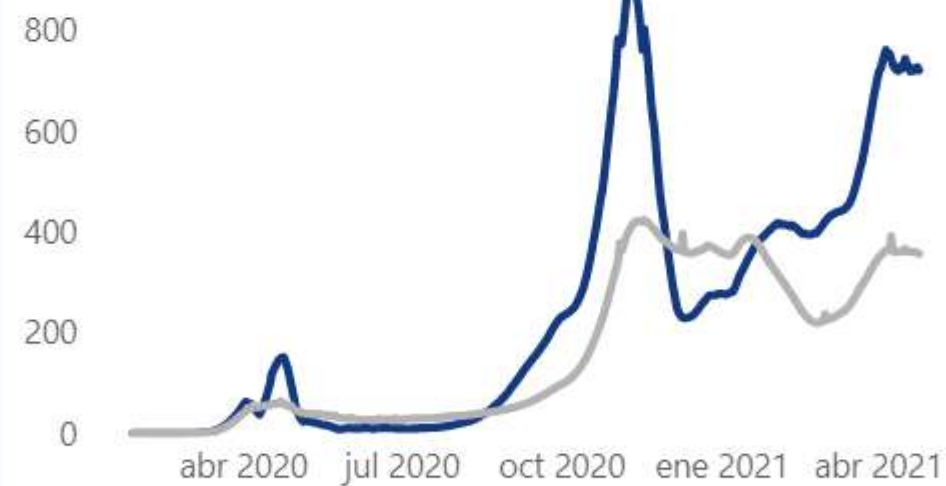
20,6

Latest data available

24. abr. 2021

14 day notification per 100,000 population

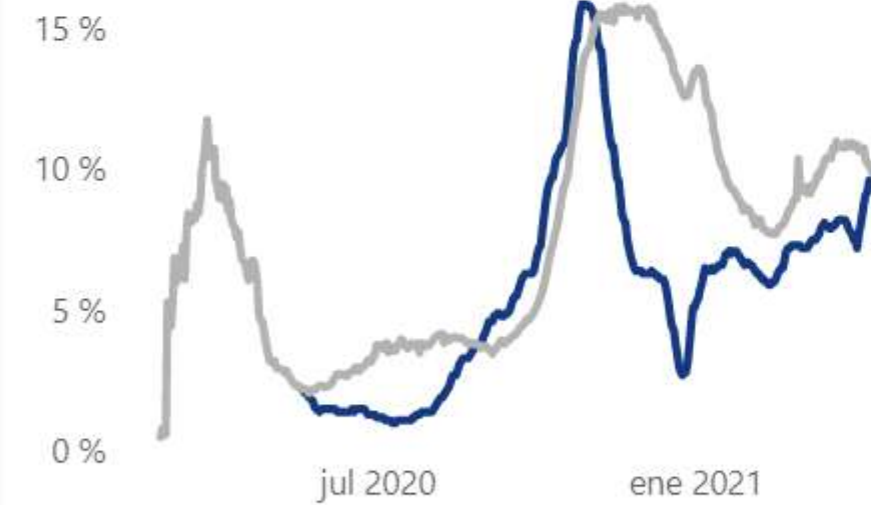
Selected country Region average



Source: Calculated based on Our World in Data

Test positivity (%)

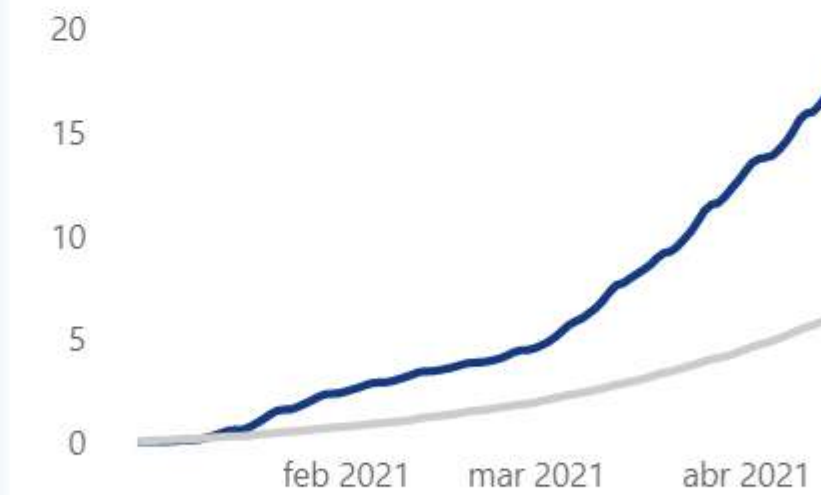
Selected country Region average



Source: Our World in Data
Region average only based on countries with data available on test positivity

People vaccinated per 100 population

Selected country World average



Source: Our World in Data
Share of the total population that received at least one vaccine dose. This may not equal the share that are fully vaccinated if the vaccine requires two doses.



DESTINATION STATUS TRACKER

POWERED BY



Disclaimer

Air Travel

This page gives an overview of the travel requirements when travelling by air .

Last update

26.04.2021

Data source

IATA

France

Select a country

France



CURRENT AIR TRAVEL RESTRICTIONS

Restriction level	Partially Restrictive	
COVID-19 test	YES	
Entry restrictions	YES, with exceptions	
Flights suspended	NO	
Quarantine	YES	

Latest changes

France is no longer restricting entry to passengers arriving from Brazil and amended the conditions of the COVID-19 test requirement for passengers arriving from Argentina, Brazil, Chile, French Guiana, India and South Africa (see item 4).

Current regulations

1. Passengers are not allowed to enter.

- This does not apply to:

- nationals of France and their spouses and children;

- nationals of Andorra, Monaco, San Marino, Switzerland, Vatican City (Holy See) and an EEA Member State and their spouses and children;

- British nationals who are beneficiaries of the Agreement on withdrawal of the United Kingdom of Great Britain and Northern Ireland from the European Union and the European Atomic Energy Community, and their family members;

- passengers arriving from Andorra, Australia, Austria, Belgium, Bulgaria, Croatia, Cyprus, Czechia, Denmark, Estonia, Finland, Germany, Greece, Hungary, Iceland, Ireland (Rep.), Israel, Italy, Japan, Korea (Rep.), Latvia, Liechtenstein, Lithuania, Luxembourg, Malta, Monaco, Netherlands, New-Zealand, Norway, Poland, Portugal, Romania, San Marino, Singapore.

Go to the IATA Travel Center for live information on travel restrictions:

[IATA TRAVEL CENTER](#)

Go to

HEALTH INDICATORS



AIR TRAVEL



DESTINATION



REGULATIONS



MAP VIEW



ANALYSIS



Volver atrás

Air Travel





**COVID-19
RESPONSE**

Michel Julian
Programme Officer
Tourism Market Intelligence and Competitiveness
UNWTO
mjulian@unwto.org

Javier Ruescas
Senior Specialist
Tourism Market Intelligence and Competitiveness
UNWTO
jruescas@unwto.org