



UNWTO
World Tourism Organization

UNWTO Insights series with STR - Paving the way to tourism recovery with data and insights

-21 July 2021-

scarvao@unwto.org

International tourism back to levels of 30 years ago



-73%

International tourist arrivals



Loss in export revenues from international tourism

US\$ 1.1 trillion



International tourism could plunge to levels of
1990s



Estimated loss in direct tourism GDP

+US\$ 2 trillion



Loss of international tourist arrivals

1 billion



100 million
direct tourism jobs at risk



UNWTO

2021

JANUARY-MAY*

INTERNATIONAL TOURIST ARRIVALS

WORLD

2019: (+4%)
2020: (-73%)

JAN-MAY 2021: -65% (OVER 2020)
JAN-MAY 2021: -85% (OVER 2019)

AMERICAS

2019 (+2%)
2020 (-68%)

**JAN-MAY 2021
(-72%)**

EUROPE

2019 (+4%)
2020 (-68%)

**JAN-MAY 2021
(-85%)**

AFRICA

2019 (+2%)
2020 (-74%)

**JAN-MAY 2021
(-81%)**

MIDDLE EAST

2019 (+7%)
2020 (-74%)

**JAN-MAY 2021
(-83%)**

ASIA & THE PACIFIC

2019 (+4%)
2020 (-84%)

**JAN-MAY 2021
(-96%)**



SOURCE: UNWTO

* PROVISIONAL DATA (Y-O-Y MONTHLY CHANGE, BY REGIONS OVER 2019) (DATA AS OF JULY 2021)

A wide-angle, low-perspective shot of a two-lane asphalt road stretching straight into the distance. The road has a bright yellow center line and white edge lines. It is flanked by dry, grassy fields with some shrubs. On the left side, several utility poles with cross-arms are visible. In the far distance, a range of mountains with patches of snow is visible under a bright blue sky filled with large, fluffy white clouds. The overall mood is one of openness and forward movement.

LOOKING AHEAD

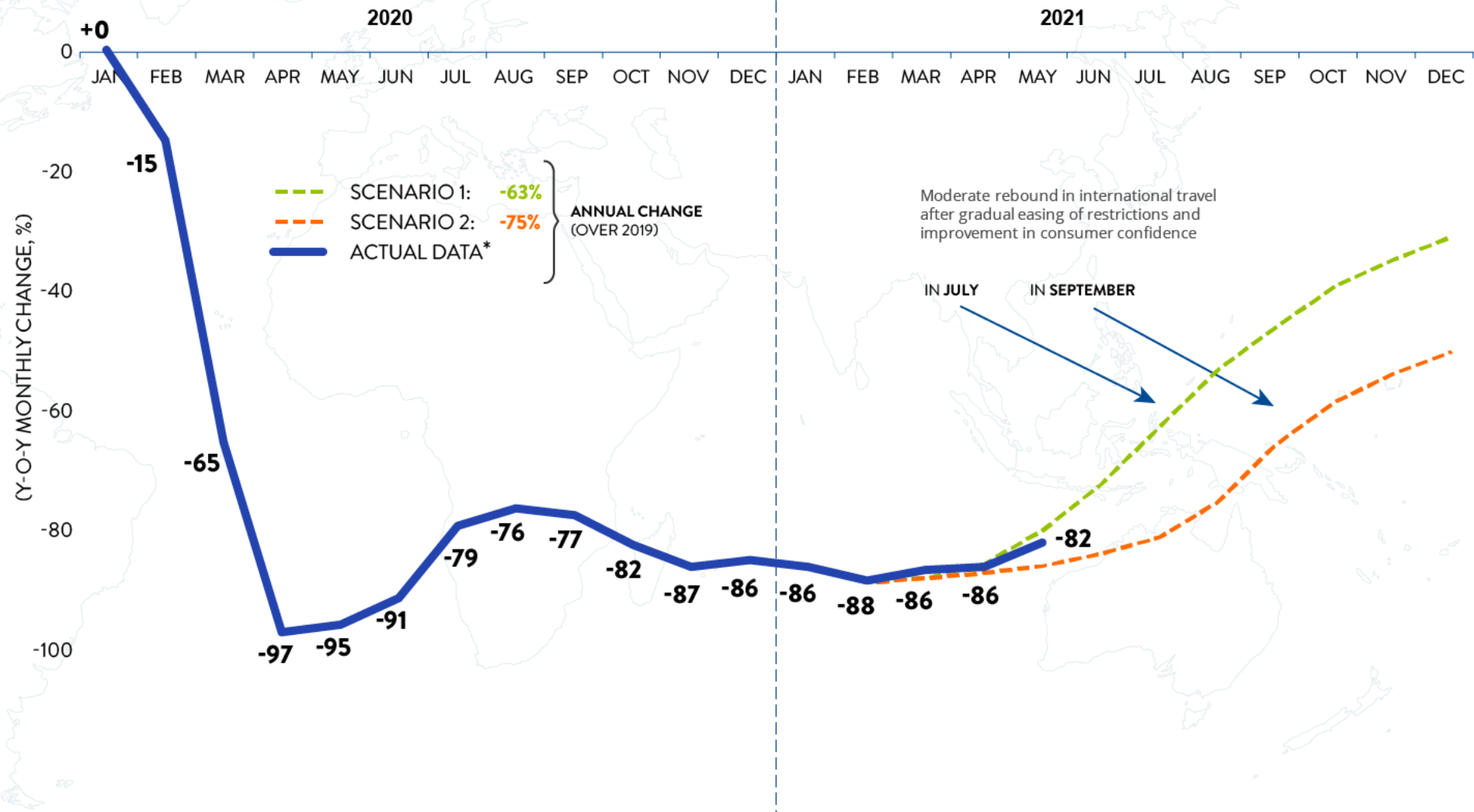
INTERNATIONAL TOURIST ARRIVALS: SCENARIOS FOR 2021

(Y-O-Y MONTHLY CHANGE
OVER 2019, %)

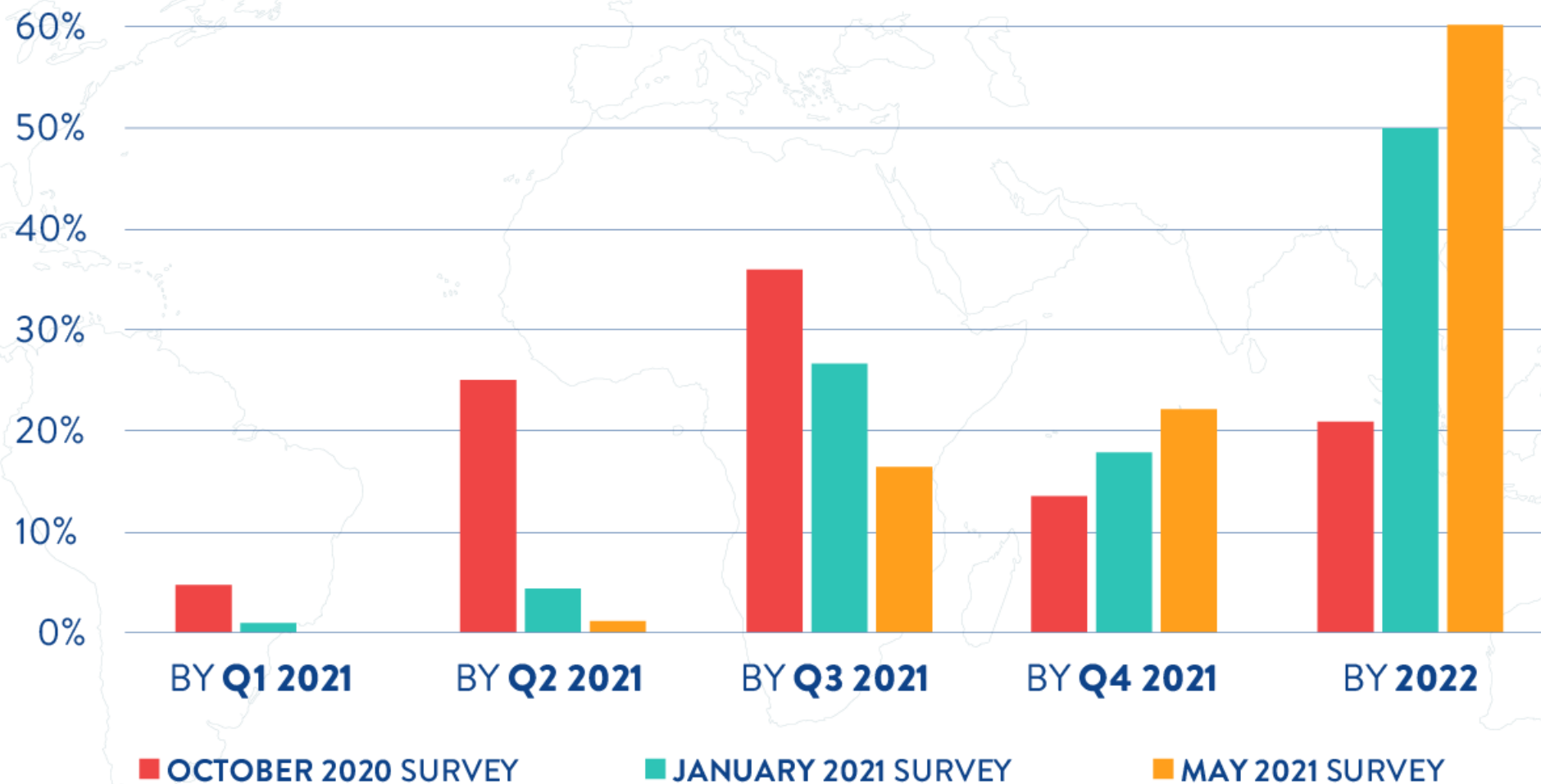
* Actual data for 2021 is preliminary
and based on estimates for
destinations which have not yet
reported monthly results.



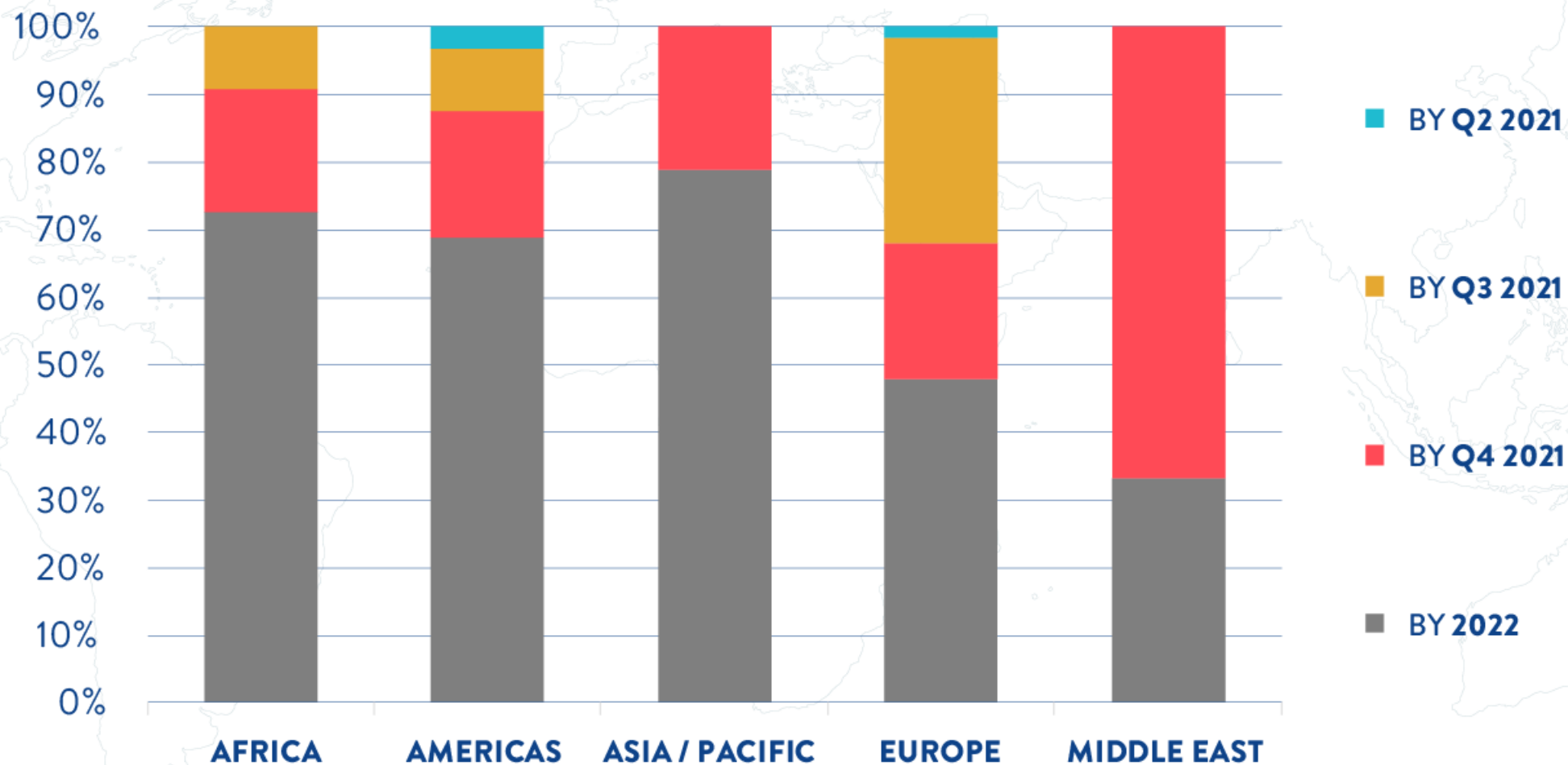
SOURCE: UNWTO
(DATA AS OF JULY 2021)



WHEN DO YOU EXPECT A **REBOUND** IN **INTERNATIONAL TOURISM** IN YOUR COUNTRY?



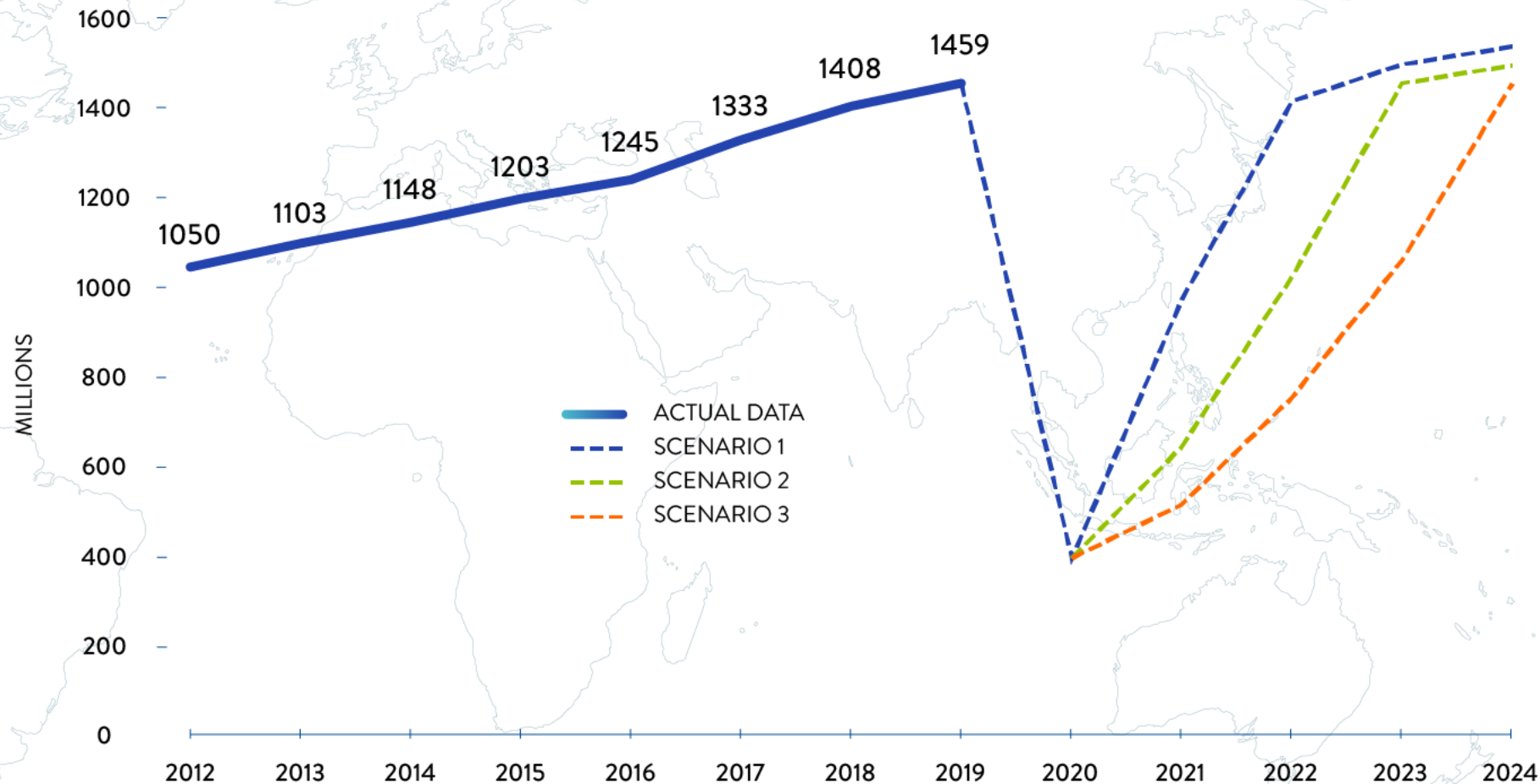
WHEN DO YOU EXPECT A **REBOUND** IN **INTERNATIONAL TOURISM** IN YOUR COUNTRY?



2021-2024 SCENARIOS

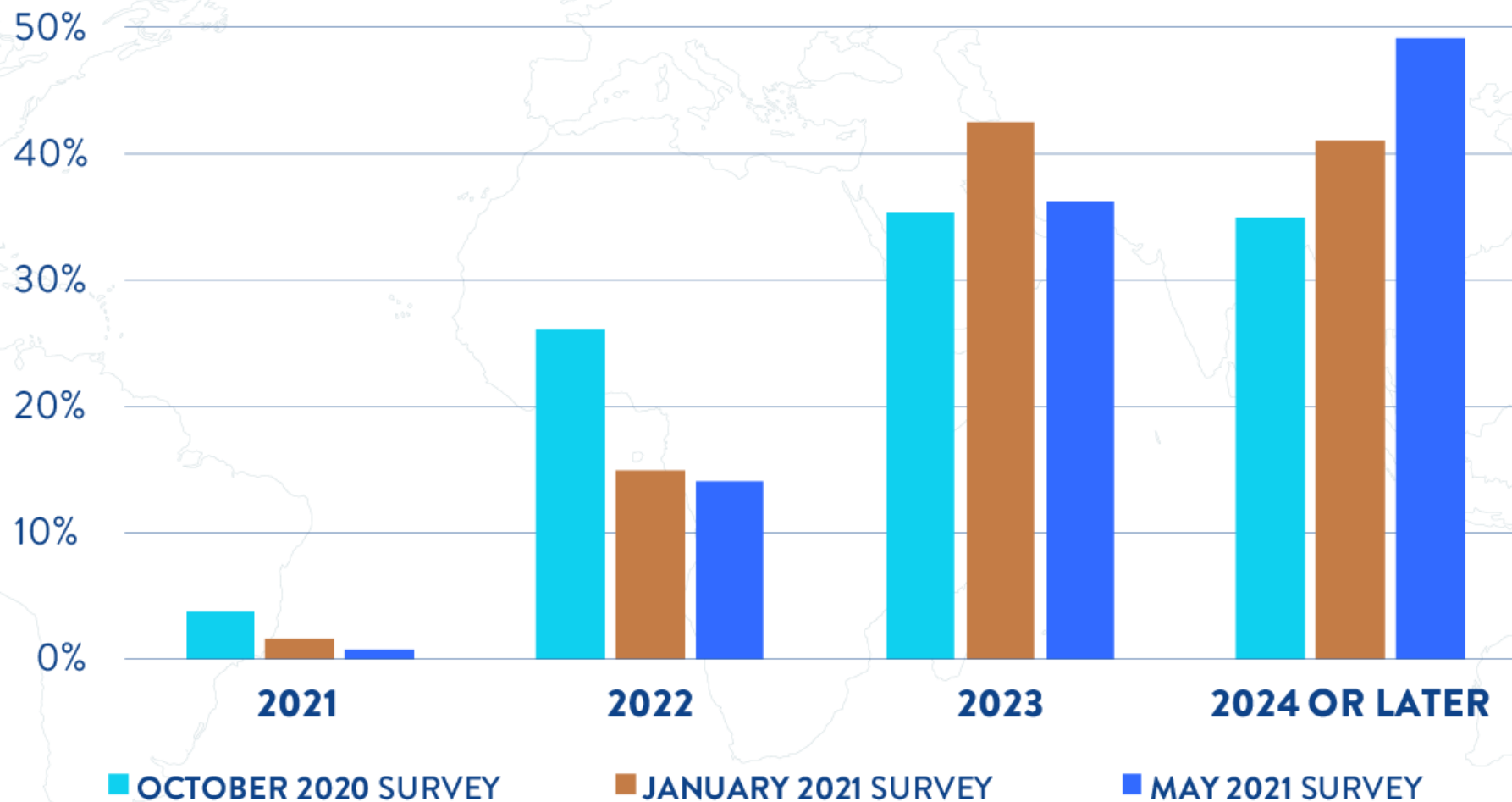
2 ½ TO 4 YEARS
TO RECOVER 2019 LEVELS

INTERNATIONAL TOURIST
ARRIVALS

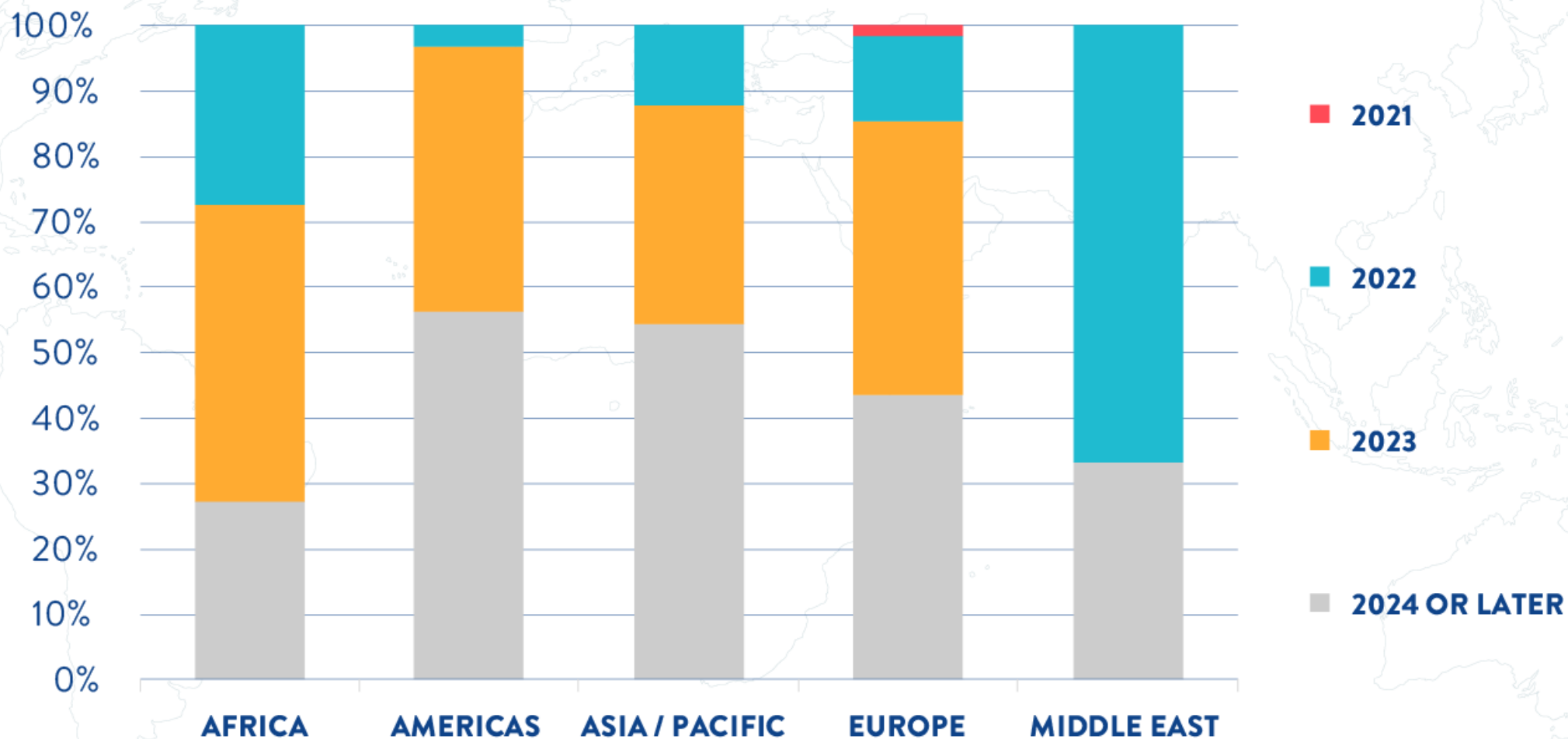


SOURCE:
WORLD TOURISM ORGANIZATION (UNWTO)
DECEMBER 2020

WHEN DO YOU EXPECT **INTERNATIONAL TOURISM TO RETURN TO PRE-PANDEMIC 2019** LEVELS IN YOUR COUNTRY?

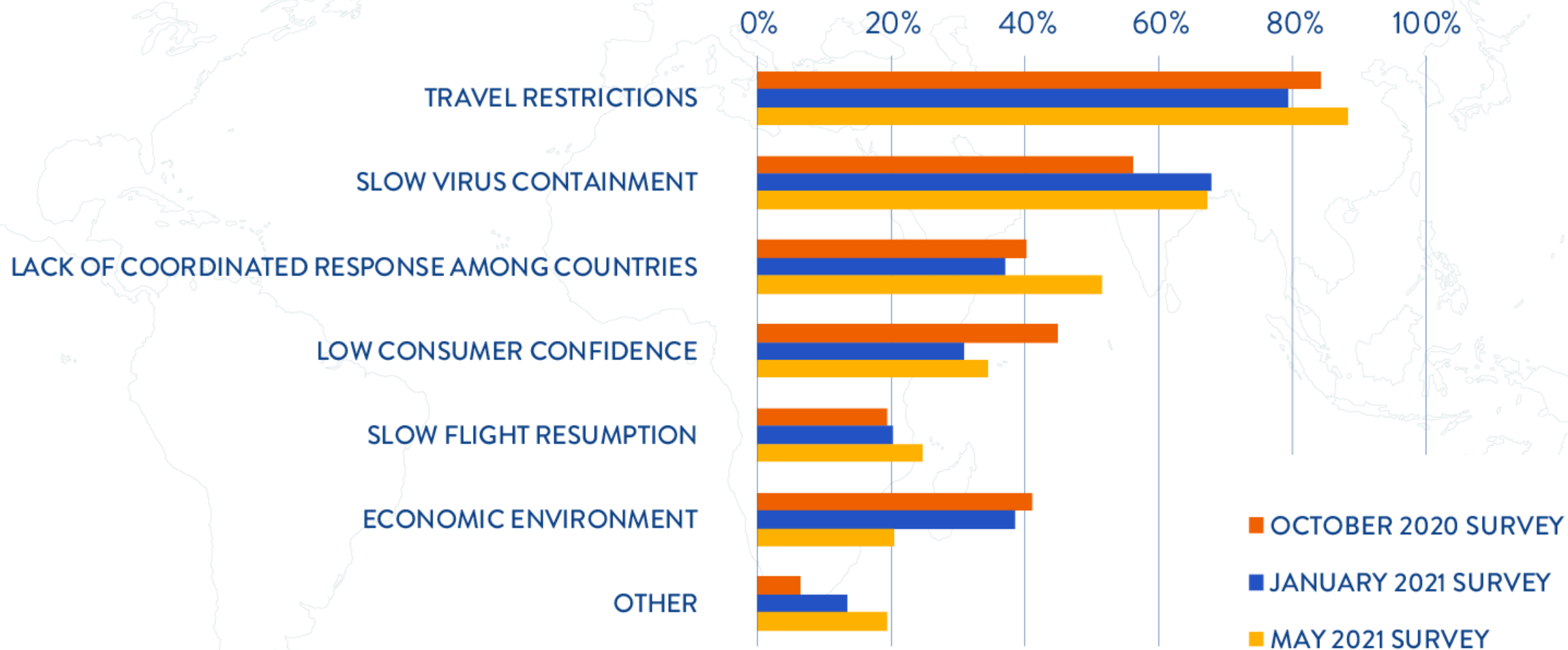


WHEN DO YOU EXPECT INTERNATIONAL TOURISM TO RETURN TO PRE-PANDEMIC 2019 LEVELS IN YOUR COUNTRY?

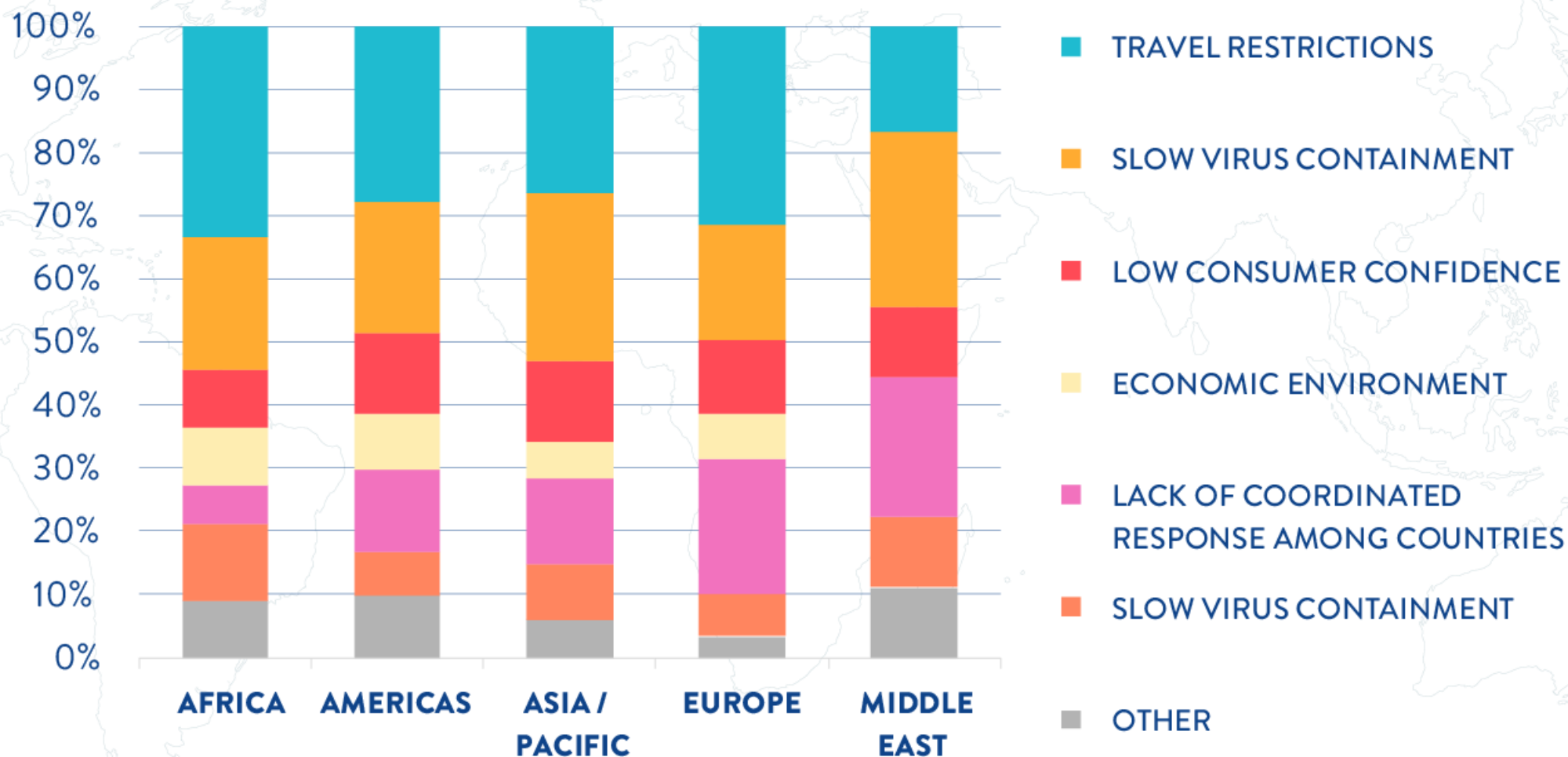


SOURCE: UNWTO PANEL OF EXPERTS SURVEY, MAY 2021

WHAT ARE THE **MAIN FACTORS** WEIGHING ON THE **RECOVERY OF INTERNATIONAL TOURISM?**

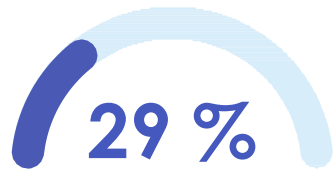


WHAT ARE THE **MAIN FACTORS** WEIGHING ON THE **RECOVERY OF INTERNATIONAL TOURISM?**



10th UNWTO COVID-19 Related Travel Restrictions

A Global Review for Tourism



of all destinations worldwide

As of 1 June, 29% of destinations have their borders completely closed for international tourism



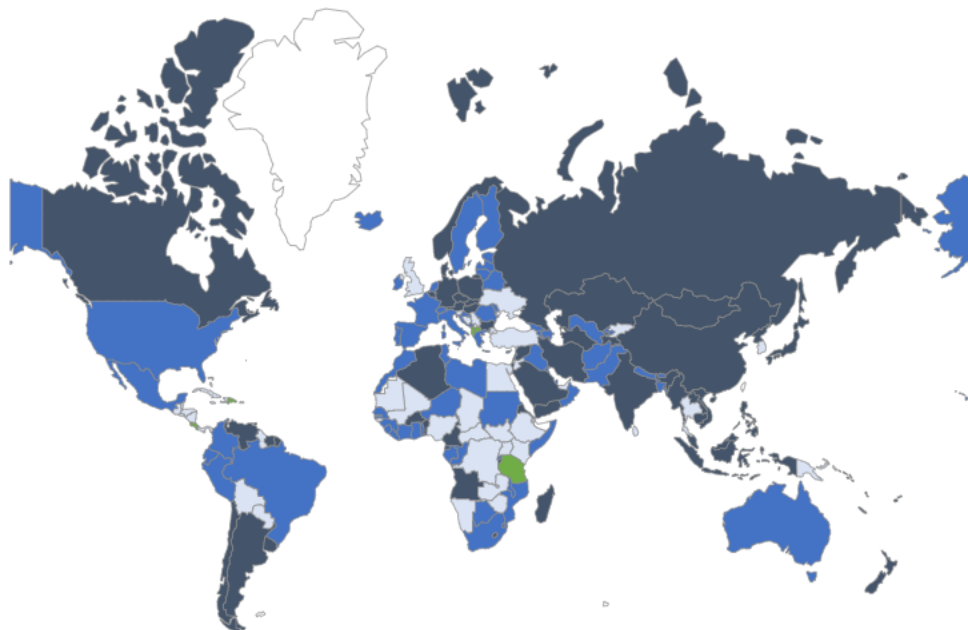
Of these, +50% have been completely closed since May 2020 or longer; the majority in Small Island Development States of Asia Pacific



Just 3 destinations (Albania, Costa Rica, Dominican Republic) are completely open to tourists, with no restrictions now in place.

COVID - 19 RELATED TRAVEL RESTRICTIONS

● Complete Closure ● Lifted ● Partial Closure ● Testing/Quarantine



Select a month to see results for the selected month (based on the Travel Restrictions report)

Apr 2020

May 2020

Jun 2020

Jul 2020

Sep 2020

Nov 2020

Feb 2021

Jun 2021



Travel Restrictions

This map shows the current status of each destination. **Hover** over each country to see the **development over time** of the restrictions of that destination. See below the definitions of each status:

Complete border closure: Borders are completely closed to tourism

Partially closed: Borders are partially closed and/or have suspended all/some flights.

NOTE: As of February 2021, this category also includes visa issuance and destination-specific restrictions.

Other measures: Visa issuances, quarantine or mandatory testing.

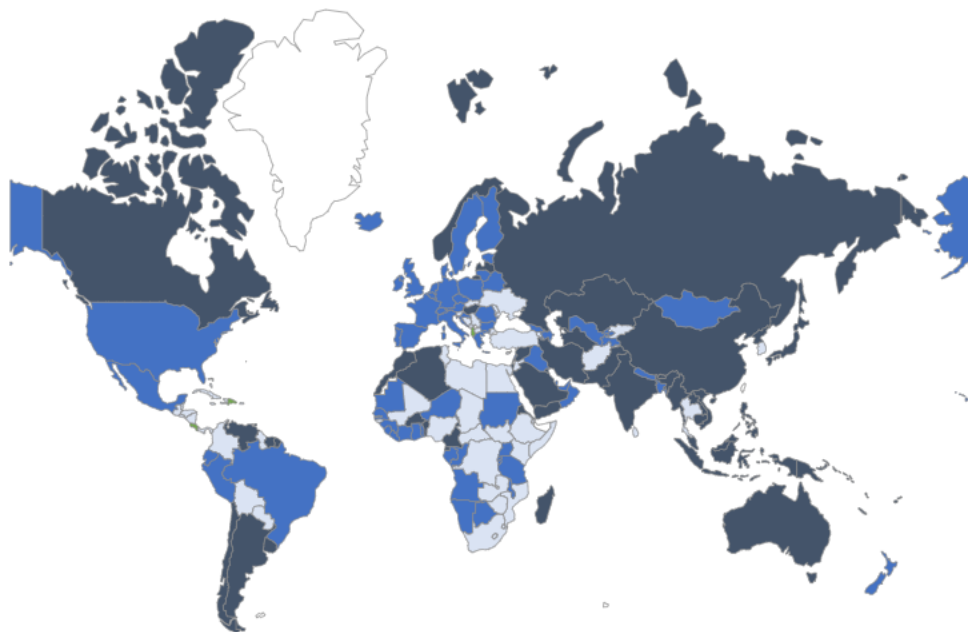
NOTE: As of February 2021, this category is renamed as Testing and Quarantine and now only includes COVID-19 testing and quarantine.

Lifted for international tourism: Lifted all COVID-19 related restrictions for international tourism

For more information on travel restrictions and further research, please [click here](#)

COVID - 19 RELATED TRAVEL RESTRICTIONS

● Complete Closure ● Lifted ● Partial Closure ● Testing/Quarantine



70% of destinations in **Asia Pacific** are completely closed, compared with **13% in Europe, 20% in the Americas, 19% in Africa and 31% in the Middle East.**

Select a month to see results for the selected month (based on the Travel Restrictions report)



Apr 2020

May 2020

Jun 2020

Jul 2020

Sep 2020

Nov 2020

Feb 2021

Jun 2021

Travel Restrictions

This map shows the current status of each destination. **Hover** over each country to see the **development over time** of the restrictions of that destination. See below the definitions of each status:

Complete border closure: Borders are completely closed to tourism

Partially closed: Borders are partially closed and/or have suspended all/some flights.
NOTE: As of February 2021, this category also includes visa issuance and destination-specific restrictions.

Other measures: Visa issuances, quarantine or mandatory testing.
NOTE: As of February 2021, this category is renamed as Testing and Quarantine and now only includes COVID-19 testing and quarantine.

Lifted for international tourism: Lifted all COVID-19 related restrictions for international tourism

For more information on travel restrictions and further research, please [click here](#)



The global vaccination rollout and increased adoption of digital solutions for safe travel should lead to a rise in international mobility over the weeks and months ahead - UNWTO



UNWTO TOOLS

UNWTO TOURISM RECOVERY TRACKER

As tourism slowly restarts in an increasing number of countries, the World Tourism Organization (UNWTO) has developed the **first comprehensive tourism recovery tracker worldwide**, monitoring a number of relevant indicators throughout the recovery of tourism.



OVERVIEW



MONTHLY DATA
BY REGIONS



MONTHLY DATA
BY TOP 10 DESTINATIONS



MONTHLY DATA
BY TOP 10 SOURCE MARKETS



COMPARE INDICATORS

Methodology

Availability of data



Select all relevant indicators

Int. Tourist Arrivals

Seat capacity - domestic

Seat capacity - International

Actual Air Reservations

Occupancy Rates

Hotel Searches

Hotel Bookings

Short-term rentals

Travel Search - Flights

Travel Search - Accommod...

Travel Sentiment

Show all indicators

Only tourism - general

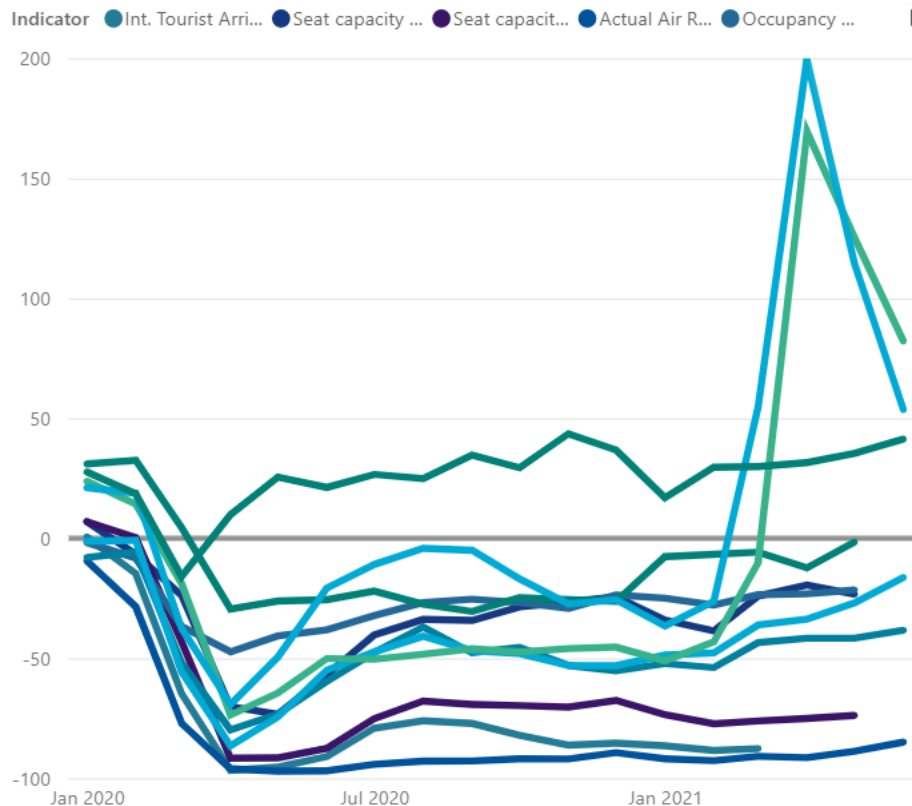
Only accommodation

Only air transport

Indicators over time

To compare how each indicator is developing over time, please select all relevant indicators you would like to compare, as well as a region or a subregion. If no region is selected, it shows the global total.

YoY Change by indicator (%)

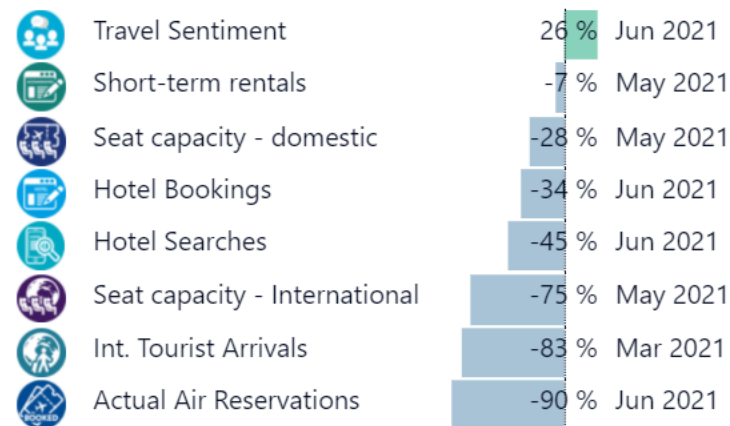


Select a region or subregion

Region

Subregion

YTD change (%)





UNWTO

World Tourism Organization

UNWTO GLOBAL TOURISM DASHBOARD

- Tourism Results - By region and by country
- Monthly and YTD change of International Tourist Arrivals
- in relative and absolute terms
- Most vulnerable destinations
- Impact assessment - COVID-19 and previous crises

Last update: 31/05/2021



Results by
region

Results by
country

Tourism Results

This page provides an overview of tourism results
(**International Tourist Arrivals**) on a global and regional level as well as by country groupings.

To see results by country, switch to **Results by country**.

Show results
for the World

- ☐ Africa
- ☐ Americas
- ☐ Asia and the Pacific
- ☒ Europe
- ☐ Middle East

Europe

OR

Group

All

Selected region

Europe

Year

☐ 2020

☒ 2021

International Tourist Arrivals


YTD change (%)

-84

YTD available

January - March 2021

Change by month (%)

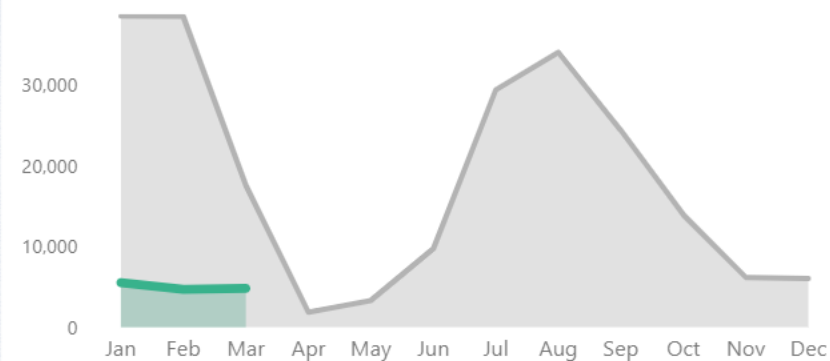


YTD change by region (%)

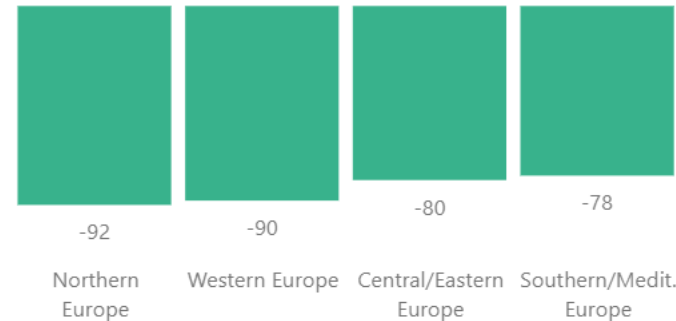


International tourist arrivals (thousands)

Current year Previous year



YTD change by subregion (%)





DESTINATION TRACKER



UNWTO and IATA have developed the first dashboard on Travel Restrictions and Health-related Travel Requirements, with the aim of supporting the recovery of tourism by restoring the confidence of tourists through up-to-date information and insights.



HEALTH INDICATORS



AIR TRAVEL



DESTINATION



REGULATIONS



MAP VIEW



ANALYSIS

Last update: 23/04/2021

Disclaimer



DESTINATION STATUS TRACKER

POWERED BY



Disclaimer

Air Travel

This page gives an overview of the travel requirements when travelling by air .

Last update

13.07.2021

Data source

IATA

Portugal

Select a country

Portugal



CURRENT AIR TRAVEL RESTRICTIONS

Restriction level	Partially Restrictive	!
COVID-19 test	YES	🚩
Entry restrictions	YES, with exceptions	!
Flights suspended	NO	🚩
Quarantine	YES	🚩

Go to the IATA Travel Center for live information on travel restrictions:

[IATA TRAVEL CENTER](#)

Latest changes

Portugal extended the entry restrictions until 25 July 2021. Please see item 1 below.

Current regulations

1. Until 25 July 2021, passengers are not allowed to enter.

This does not apply to:

- nationals of Portugal and their family members;
- residents of Portugal;
- nationals of Austria, Belgium, Bulgaria, Croatia, Cyprus, Czechia, Denmark, Estonia, Finland, France, Germany, Greece, Hungary, Iceland, Ireland (Rep.), Italy, Latvia, Liechtenstein, Lithuania, Luxembourg, Malta, Netherlands, Norway, Poland, Romania, Slovakia, Slovenia, Spain, Sweden and Switzerland, and their family members;
- passengers with a long term visa issued by Portugal;
- passengers arriving from Albania, Armenia, Australia, Austria, Azerbaijan, Belgium, Bosnia and Herzegovina, Brunei Darussalam, Bulgaria, Canada, China (People's Rep.), Chinese Taipei, Croatia, Cyprus, Czechia, Denmark, Estonia, Finland, France, Germany, Greece, Hong Kong



Go to

HEALTH
INDICATORS



AIR TRAVEL



DESTINATION



REGULATIONS



MAP VIEW



ANALYSIS



Go back

Air Travel





DESTINATION STATUS TRACKER

POWERED BY



Disclaimer

Map View

This page shows the travel requirements and restrictions at destinations on a map. Select a category and an indicator to see the global measures at one sight.

Restriction level

Latest dataset refresh

Data source

28. May. 2021

IATA

Select one category to see corresponding indicators below

- ☒ Air Travel
- ☐ Health
- ☐ Regulations
- ☐ Restrictions at the destination

Restriction level

COVID-19 test

Entry restrictions

Flights suspended

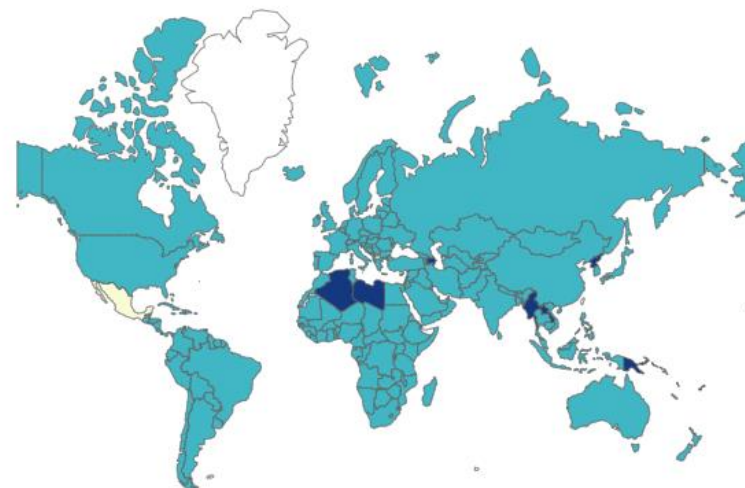
Quarantine

Not Restrictive



Totally Restrictive

Partially Restrictive



The designations employed and the presentation of material in this publication do not imply the expression of any opinions whatsoever on the part of the Secretariat of the World Tourism Organization (UNWTO) concerning the legal status of any country, territory, city or area, or of its authorities or concerning the delimitation of its frontiers or boundaries.

The information provided is based on the latest data available. Please check official sources for most up-to-date information that is not yet reflected here and for any regional and local restrictions.

HEALTH
INDICATORS



AIR TRAVEL



DESTINATION



REGULATIONS



MAP VIEW



ANALYSIS



Go back

Map view



Press  to go full screen

UNWTO
World Tourism Organization

UNWTO GLOBAL TOURISM DASHBOARD

COVID-19: Measures to support travel and tourism

Compilation of country and international policy responses aims to share and monitor worldwide measures to mitigate the effects of COVID-19 crisis in the travel and tourism sector and accelerate recovery



Measures by
country/institution



Measures by category



UNWTO Briefing Note –
Tourism and COVID-19

Press Esc to exit full screen

Select a category to see the measures implemented by the selected country



Fiscal Policy



Monetary Policy



Jobs and Skills



Market Intelligence



Public-Private Partne...



Restarting Tourism



Domestic Tourism



Others

By country/institution

By category

Country

Please select a country or institution

France

Institution



Clear selection

Scroll to zoom in on one region. Countries with measures for the selected category will appear in blue.



See disclaimer on map



Domestic Tourism

Last updated
11. Mar. 2021

France

- To boost tourism, France encouraged its citizens to travel within the country. Using the hashtag #CetÉtéJeVisiteLaFrance (#ThisSummerIVisitFrance), the country's tourism board has invited vacationers to share their localized summer holidays on social media.
 - Boosting coordination between national and regional levels, Atout France organized in partnership with the Regional Tourism Committees a strong digital campaign that involved influencers' visits to France throughout the summer.
 - #JeRedécouvrelaFrance (I rediscover France) - Following the success of the #CetÉtéJeVisiteLaFrance campaign Atout France continued its action on the domestic market and launched the #JeRedécouvrelaFrance.
- Actions of the Campaign:
- Social Network: Heavy participation of the influencers and a video series from famous people like chefs to tell their story about France
 - Interactive Map - It allows the French to find all tourist providers open and committed to respecting health protocols.
 - TV campaign to promote winter destinations.
 - Conversion Campaigns

Download the PDF to follow the links mentioned in the text

[Additional resources](#)[Download pdf](#)[Disclaimer](#)



**COVID-19
RESPONSE**
